

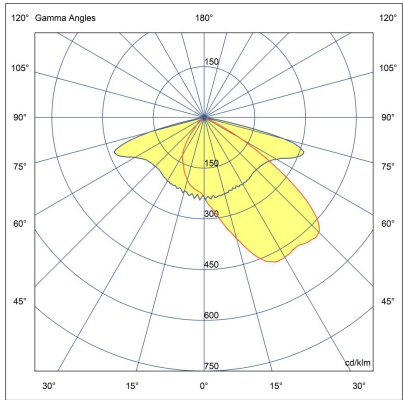
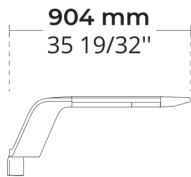
L&C LUMINAIRE 1 Module



LL2016.661-US-T2-700-730



PHASED-
OUT



[T2]
Type II

Configuration




Light distribution	[T2] 130x85°
Delivered lumens flux	3563 lm
Rated input power	35 W
Color temperature	3000 K CRI 70
Luminaire efficacy	101 lm/W
Lamp	4 LED
Color Deviation	5 SDCM
BUG rating	B1-U0-G1
Photobiological safety	Risk group 0
Lifetime L90 (hour)	>60,000
Lifetime L80 (hour)	>60,000

Options

Technical information

Mounting	Direct pole or side bracket mountable. Tenon: Ø2 1/4" x 4"
Housing	Corrosion resistant, die-cast, marine grade aluminum housing
Finishing	Chromate conversion pretreatment followed by electrostatic powder coating
Fasteners	Stainless steel (AISI 304 / EN 1.4301 grade)
Gasket	Silicone
Lens / Reflector	High reflectance aluminium coating, multifaceted micro reflector
Glass / Diffusor	Bio-based, enriched with bisphenol A diffusor
Impact protection	IK08
Ingress protection	IP66
Input voltage	120-277V 50/60Hz
Insulation class	Class I
Wind catching area (EPA)	1.03 ft²
Weight	15 lbs
LED module	Multi-chip high power LEDs on metal-core PCB
Driver	Internal LED driver
Driver surge protection	4/4 kV
Power factor	> 0.97
Through wiring	Single power cord entry
Operating temperature	-40...50°C
Power cord	20" of outdoor use rated flexible power cord

Project name				Type		Quantity	
Date		Note					
LL2016.661-US-T2-700-730-__-__-__-__							

Light distribution	Rated input power	Color temperature	Control	Product colors
[T2] Type II - 130x85°	[700] 35 W	[730] 3000 K CRI 70	[ONOFF] On/Off	[HM3]  Anthracite gray
		[830] 3000 K CRI 80	[0-10V] 0-10V	[HM4]  Light gray
		[740] 4000 K CRI 70		[CC]  Custom color (Please specify RAL code)
Extras				
External surge protection				
[SP10] 10 kV				
Luminaire body options				
[DPC] Double powder coating				