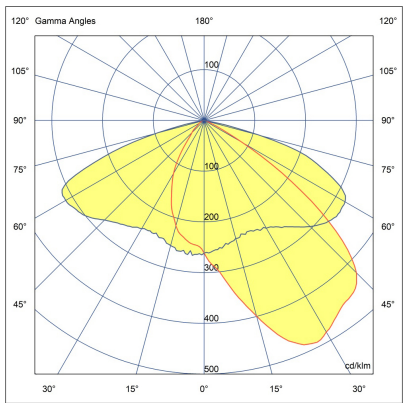
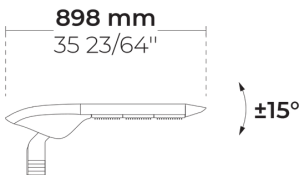


D-LIGHT L ML 6 Module



LL2024.676-EN-T2-700-730



[T2]
Type II

Configuration




Light distribution	[T2] 130x85°
Delivered lumens flux	21382 lm
Rated input power	207 W
Color temperature	3000 K CRI 70
Luminaire efficacy	103 lm/W
Lamp	24 LED
Color Deviation	5 SDCM
BUG rating	B3-U0-G2
Photobiological safety	Risk group 0
Lifetime L90 (hour)	>60,000
Lifetime L80 (hour)	>60,000

Options

Technical information

Mounting	Direct pole or side bracket mountable. Tenon: Ø2 1/4" x 4"
Tilt angle	+15°/-15°
Housing	Corrosion resistant, die-cast, marine grade aluminum housing
Finishing	Chromate conversion pretreatment followed by electrostatic powder coating
Fasteners	Stainless steel (AISI 304 / EN 1.4301 grade)
Gasket	EPDM gasket (Shore A 20-25)
Lens / Reflector	High reflectance aluminium coating, multifaceted micro reflector
Glass / Diffusor	Bio-based, enriched with bisphenol A diffusor
Impact protection	IK08
Ingress protection	IP66
Input voltage	220-240V 50/60Hz
Insulation class	Class I
Wind catching area (EPA)	0.33 m ²
Weight	11.5 kg
LED module	Multi-chip high power LEDs on metal-core PCB
Driver	Internal LED driver
Driver surge protection	8/6 kV
Power factor	> 0.99
Through wiring	Single power cord entry
Operating temperature	-40...50°C
Power cord	20" of outdoor use rated flexible power cord
Notes	This product can be supplied with Insulation class (Class II) upon request. Please contact factory.

Project name				Type		Quantity	
Date		Note					
LL2024.676-EN-T2-700-730-__-__-__-__-__-__							

Light distribution	Rated input power	Color temperature	Control	Product colors
[T2] Type II - 130x85°	[700] 207 W	[730] 3000 K CRI 70	[ONOFF] On/Off	[HM3] Anthracite gray 
		[830] 3000 K CRI 80	[DALI] DALI	[HM4] Light gray 
		[740] 4000 K CRI 70	[AUTO] AutoDIM	[CC]  Custom color (Please specify RAL code)
			[STEP] StepDIM	
Extras				
External surge protection				
[SP10] 10 kV				
Connectivity				
[NM7] 7 Pin NEMA socket				
Light output				
[CLO] Constant light output				
Consult the factory				
[C2] Class II				
[UNI] 120-277V 50/60Hz				
Luminaire body options				
[DPC] Double powder coating				