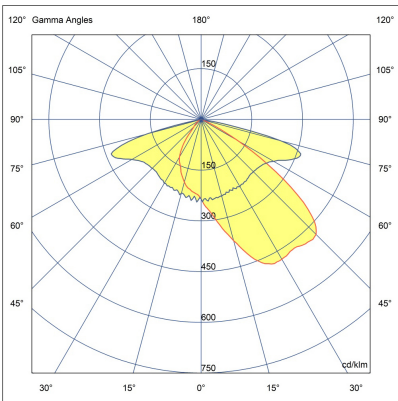
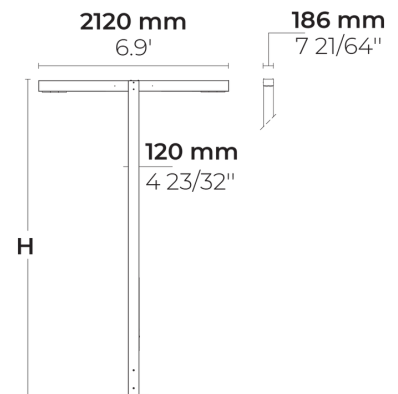


DOMINO ML EVO 3 Module Duo



LP4091.683-US-T2-700-740



[T2]
Type II

Configuration

Light distribution	[T2] 130x85°
Delivered lumens flux	20692 lm
Rated input power	202 W
Color temperature	4000 K CRI 70
Luminaire efficacy	99 lm/W
Lamp	24 LED
Color Deviation	5 SDCM
BUG rating	B2-U0-G2
Photobiological safety	Risk group 0
Lifetime L90 (hour)	>60,000
Lifetime L80 (hour)	>60,000

Options

Technical information

Mounting	Surface mountable
Housing	Corrosion resistant, marine grade aluminum housing
Finishing	Chromate conversion pretreatment followed by electrostatic powder coating
Fasteners	Stainless steel (AISI 304 / EN 1.4301 grade)
Gasket	Silicone
Lens / Reflector	High reflectance aluminium coating, multifaceted micro reflector
Glass / Diffusor	Bio-based, enriched with bisphenol A diffusor
Impact protection	IK08
Ingress protection	IP66
Input voltage	120-277V 50/60Hz
Insulation class	Class I
Weight	182.57 lbs (13'), 193.79 lbs (16.5'), 205.01 lbs (20')
LED module	Multi-chip high power LEDs on metal-core PCB
Driver	Internal LED driver
Driver surge protection	6/6 kV
Power factor	> 0.95
Through wiring	Single power cord entry
Operating temperature	-40...50°C
Pole detail	Poles are supplied with flange plate. Flange cover and anchorage can be ordered separately. Embedded base is optional








Poles (Included)

Product specific poles with base plate



Configuration code	Height	Diameter / Dimensions	Spigot / End diameter
PAFD.R01.T003-H4	13.1'	7.1x4.7"	
PAFD.R01.T003-H5	16.4'	7.1x4.7"	
PAFD.R01.T003-H6	19.7'	7.1x4.7"	

Project name				Type		Quantity	
Date		Note					
LP4091.683-US-T2-700-740-__-__-__-__-__-__							

Light distribution	Rated input power	Color temperature	Control	Product colors
[T2] Type II - 130x85°	[700] 202 W	[740] 4000 K CRI 70	[ONOFF] On/Off	[HM1]  Black
		[827] 2700 K CRI 80	[0-10V] 0-10V	[HM2]  Dark gray
		[830] 3000 K CRI 80		[HM3]  Anthracite gray
		[840] 4000 K CRI 80		[HM4]  Light gray
				[HM5]  White
				[HM6]  Bronze
				[CC]  Custom color (Please specify RAL code)
Height	Extras			
[H4] 13.1'	Connectivity			
[H5] 16.4'	[NM7] 7 Pin NEMA socket			
[H6] 19.7'	Consult the factory			
[HC]	[MS] Motion sensor			
	Luminaire body options			
	[DPC] Double powder coating			