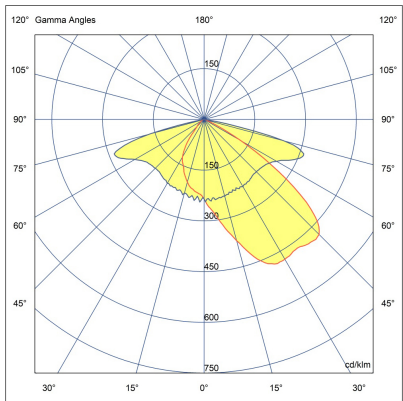
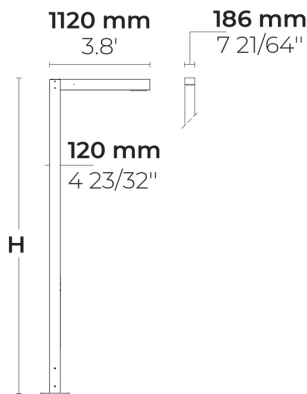


# DOMINO ML EVO 2 Module



LP4034.682-US-T2-700-827



[T2]  
Type II

## Configuration

Light distribution	[T2] 130x85°
Delivered lumens flux	5819 lm
Rated input power	70 W
Color temperature	2700 K CRI 80
Luminaire efficacy	83 lm/W
Lamp	8 LED
Color Deviation	5 SDCM
BUG rating	B1-U0-G1
Photobiological safety	Risk group 0
Lifetime L90 (hour)	>60,000
Lifetime L80 (hour)	>60,000

## Options

## Technical information

Housing	Corrosion resistant, marine grade aluminum housing
Finishing	Chromate conversion pretreatment followed by electrostatic powder coating
Fasteners	Stainless steel (AISI 304 / EN 1.4301 grade)
Gasket	Silicone
Lens / Reflector	High reflectance aluminium coating, multifaceted micro reflector
Glass / Diffusor	Bio-based, enriched with bisphenol A diffusor
Impact protection	IK08
Ingress protection	IP66
Input voltage	120-277V 50/60Hz
Insulation class	Class I
Weight	97.48 lbs (13'), 108.7 lbs (16.5'), 119.92 lbs (20')
LED module	Multi-chip high power LEDs on metal-core PCB
Driver	Internal LED driver
Driver surge protection	6/6 kV
Power factor	> 0.95
Through wiring	Single power cord entry
Operating temperature	-40...50°C

# Poles (Included)








---

## Product specific poles with base plate



Configuration code	Height	Diameter / Dimensions	Spigot / End diameter
PAFD.R01.T003-H4	13.1'	7.1x4.7"	
PAFD.R01.T003-H5	16.4'	7.1x4.7"	
PAFD.R01.T003-H6	19.7'	7.1x4.7"	

Project name				Type		Quantity	
Date		Note					
LP4034.682-US-T2-700-827-__-__-__-__-__-__							

Light distribution	Rated input power	Color temperature	Control	Product colors
<b>[T2]</b> Type II - 130x85°	<b>[700]</b> 70 W	<b>[827]</b> 2700 K CRI 80	<b>[ONOFF]</b> On/Off	<b>[HM1]</b>  Black
		<b>[830]</b> 3000 K CRI 80	<b>[0-10V]</b> 0-10V	<b>[HM2]</b>  Dark gray
		<b>[740]</b> 4000 K CRI 70		<b>[HM3]</b>  Anthracite gray
		<b>[840]</b> 4000 K CRI 80		<b>[HM4]</b>  Light gray
				<b>[HM5]</b>  White
				<b>[HM6]</b>  Bronze
				<b>[CC]</b>  Custom color (Please specify RAL code)
Height	Extras			
<b>[H4]</b> 13.1'  <b>[H5]</b> 16.4'  <b>[H6]</b> 19.7'  <b>[HC]</b>	<b>Connectivity</b>			
	<b>[NM7]</b> 7 Pin NEMA socket			
	<b>Consult the factory</b>			
	<b>[MS]</b> Motion sensor			
	<b>Luminaire body options</b>			
	<b>[DPC]</b> Double powder coating			