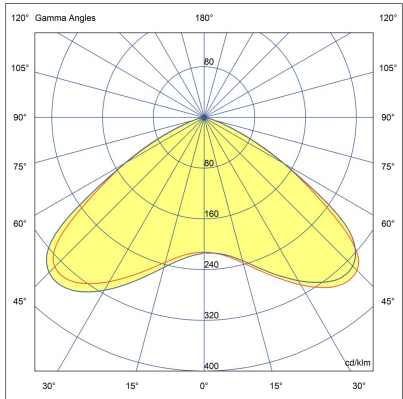
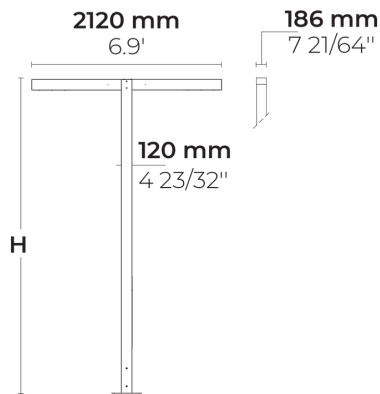


DOMINO AFX 3 Module Duo



LP4091.863-US-T5-700-740



[T5]
Type V

Configuration

Light distribution	[T5] 117°
Delivered lumens flux	27130 lm
Rated input power	200 W
Color temperature	4000 K CRI 70
Luminaire efficacy	130 lm/W
Lamp	96 LED
Color Deviation	4 SDCM
BUG rating	B3-U0-G1
Lifetime L90 (hour)	>102,000
Lifetime L80 (hour)	>102,000

Options

Technical information

Mounting	Surface mountable
Housing	Corrosion resistant, marine grade aluminum housing
Finishing	Chromate conversion pretreatment followed by electrostatic powder coating
Fasteners	Stainless steel (AISI 304 / EN 1.4301 grade)
Gasket	Liquid silicone
Lens / Reflector	PMMA lens with high optical efficiency
Glass / Diffusor	Tempered safety glass
Impact protection	IK08
Ingress protection	IP66
Input voltage	120-277V 50/60Hz
Insulation class	Class I
Weight	182.57 lbs (13'), 193.79 lbs (16.5'), 205.01 lbs (20')
LED module	High power LEDs on metal-core PCB
Driver	Internal LED driver
Driver surge protection	10/6 kV
Power factor	> 0.95
Through wiring	Single power cord entry
Operating temperature	-40...50°C
Power cord	20" of outdoor use rated flexible power cord
Pole detail	Poles are supplied with flange plate. Flange cover and anchorage can be ordered separately. Embedded base is optional
Notes	3000K CCT or warmer must be selected to be DarkSky International certified.








Poles (Included)

Product specific poles with base plate



Configuration code	Height	Diameter / Dimensions	Spigot / End diameter
PAFD.R01.T003-H4	13.1'	7.1x4.7"	
PAFD.R01.T003-H5	16.4'	7.1x4.7"	
PAFD.R01.T003-H6	19.7'	7.1x4.7"	

Project name				Type		Quantity	
Date		Note					
LP4091.863-US-T5-700-740-__-__-__-__-__-__							

Light distribution	Rated input power	Color temperature	Control	Product colors
[T5] Type V - 117°	[700] 200 W	[740] 4000 K CRI 70	[ONOFF] On/Off	[HM1]  Black
[P4] Pedestrian crosswalk distribution - 20x78°	[350] 101 W	[827] 2700 K CRI 80	[0-10V] 0-10V	[HM2]  Dark gray
[T1] Type I - 111x48°	[500] 143 W	[830] 3000 K CRI 80		[HM3]  Anthracite gray
[T2] Type II - 133x48°		[840] 4000 K CRI 80		[HM4]  Light gray
[T3] Type III - 143x63°				[HM5]  White
[T4] Type IV - 117x64°				[HM6]  Bronze
				[CC]  Custom color (Please specify RAL code)
Height	Extras			
[H4] 13.1' [H5] 16.4' [H6] 19.7' [HC]	Connectivity			
	[NM7] 7 Pin NEMA socket			
	Consult the factory			
	[MS] Motion sensor			
	Luminaire body options			
	[DPC] Double powder coating			