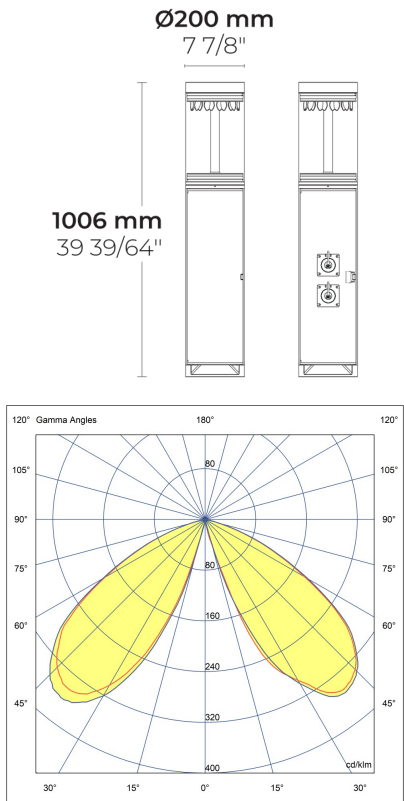


URBAN BOLLARD Ch



LB6061.547-EN-SYM-350-830-ONOFF



[SYM]
Symmetric

Configuration

Light distribution	[SYM] 114°
Delivered lumens flux	2124 lm
Rated input power	30 W
Color temperature	3000 K CRI 80
Luminaire efficacy	70 lm/W
Lamp	12 LED
Color Deviation	3 SDCM
BUG rating	B2-U0-G1
Lifetime L90 (hour)	>60,000
Lifetime L80 (hour)	>60,000


Options

Technical information

Mounting	Surface mountable
Housing	Corrosion resistant, extruded, marine grade aluminum housing
Finishing	Chromate conversion pretreatment followed by electrostatic powder coating
Fasteners	Stainless steel (AISI 304 / EN 1.4301 grade)
Gasket	Silicone
Lens / Reflector	High reflectance aluminium coating, multifaceted micro reflector
Glass / Diffuser	UV stable, bio-based polycarbonate diffuser
Impact protection	IK08
Ingress protection	IP65
Input voltage	220-240V 50/60Hz
Insulation class	Class I
Weight	11.8 kg
LED module	Multi-chip high power LEDs on metal-core PCB
Driver	Internal LED driver
Driver surge protection	2/2 kV
Power factor	> 0.90
Through wiring	Single power cord entry
Operating temperature	-40...50°C
Power cord	20" of outdoor use rated flexible power cord
Notes	As standard, 2 sockets of mono-phase are provided. Upon request, a maximum of 3 sockets with different socket types can be also provided.

Accessories (To be ordered separately)








Anchor bolts



630J014

630J014

Project name					Type		Quantity	
Date			Note					
LB6061.547-EN-SYM-350-830-ONOFF-__-__-__-__								

Light distribution	Rated input power	Color temperature	Control	Product colors	
[SYM] Symmetric - 114°	[350] 30 W	[830] 3000 K CRI 80	[ONOFF] On/Off	[HM1] Black	
		[827] 2700 K CRI 80		[HM2] Dark gray	
		[740] 4000 K CRI 70		[HM3] Anthracite gray	
		[840] 4000 K CRI 80		[HM4] Light gray	
		[HM5] White			
		[HM6] Bronze			
		[CC] Custom color (Please specify RAL code)			
Height	Extras	Accessories (<i>To be ordered separately</i>)			
[H1] 3.3' [HC]	Consult the factory	Anchor bolts			
	[UNI] 120-277V 50/60Hz	[630J014] 630J014			
	Luminaire body options				
	[DPC] Double powder coating				