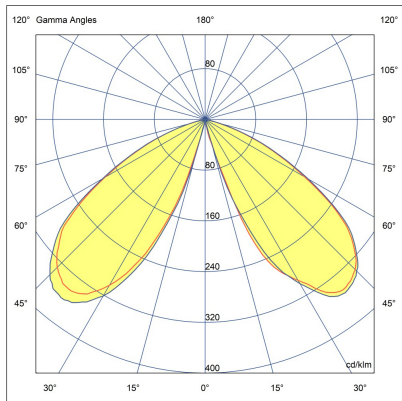
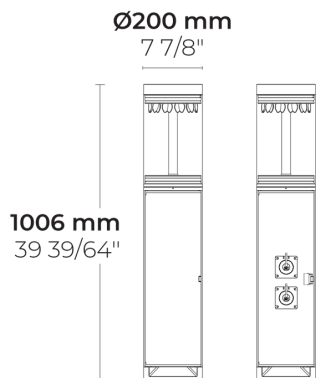


URBAN BOLLARD Ch



LB6061.547-EN-SYM-350-740-ONOFF



[SYM]
Symmetric

Configuration

| | |
|-----------------------|---------------|
| Light distribution | [SYM] 114° |
| Delivered lumens flux | 2457 lm |
| Rated input power | 30 W |
| Color temperature | 4000 K CRI 70 |
| Luminaire efficacy | 81 lm/W |
| Lamp | 12 LED |
| Color Deviation | 3 SDCM |
| BUG rating | B2-U0-G1 |
| Lifetime L90 (hour) | >60,000 |
| Lifetime L80 (hour) | >60,000 |


Options

Technical information

| | |
|-------------------------|---|
| Mounting | Surface mountable |
| Housing | Corrosion resistant, extruded, marine grade aluminum housing |
| Finishing | Chromate conversion pretreatment followed by electrostatic powder coating |
| Fasteners | Stainless steel (AISI 304 / EN 1.4301 grade) |
| Gasket | Silicone |
| Lens / Reflector | High reflectance aluminium coating, multifaceted micro reflector |
| Glass / Diffuser | UV stable, bio-based polycarbonate diffuser |
| Impact protection | IK08 |
| Ingress protection | IP65 |
| Input voltage | 220-240V 50/60Hz |
| Insulation class | Class I |
| Weight | 11.8 kg |
| LED module | Multi-chip high power LEDs on metal-core PCB |
| Driver | Internal LED driver |
| Driver surge protection | 2/2 kV |
| Power factor | > 0.90 |
| Through wiring | Single power cord entry |
| Operating temperature | -40...50°C |
| Power cord | 20' of outdoor use rated flexible power cord |
| Notes | As standard, 2 sockets of mono-phase are provided. Upon request, a maximum of 3 sockets with different socket types can be also provided. |

Accessories (To be ordered separately)

Anchor bolts



630J014

630J014

| | | | | | | | |
|--------------|--|------|--|------|--|----------|--|
| Project name | | | | Type | | Quantity | |
| Date | | Note | | | | | |

LB6061.547-EN-SYM-350-740-ONOFF-__-__-__-__

| Light distribution | Rated input power | Color temperature | Control | Product colors |
|----------------------------------|---------------------------------------|---|--------------------------|---|
| [SYM] Symmetric - 114° | [350] 30 W | [740] 4000 K CRI 70 | [ONOFF] On/Off | <div> [HM1] Black <div></div> </div> <div> [HM2] Dark gray <div></div> </div> <div> [HM3] Anthracite gray <div></div> </div> <div> [HM4] Light gray <div></div> </div> <div> [HM5] White <div></div> </div> <div> [HM6] Bronze <div></div> </div> <div> [CC] <div></div> Custom color (Please specify RAL code) </div> |
| Height | Extras | Accessories (<i>To be ordered separately</i>) | | |
| [H1] 3.3' | Consult the factory | Anchor bolts | | |
| | [UNI] 120-277V 50/60Hz | [630J014] 630J014 | | |
| | Luminaire body options | | | |
| | [DPC] Double powder coating | | | |
| [HC] | | | | |