

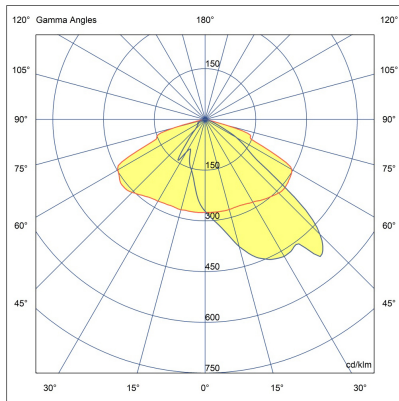
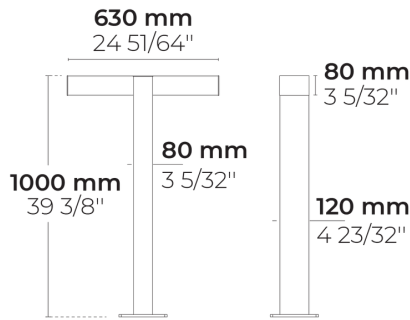
DOMINI AFX MIDI 1 Module Duo



IK08 IP66



LB6047.872-EN-T2-2-700-827-ONOFF-EN-C1



[T2]

Type II, Asymmetric,
Side throw

Variant

Light distribution	[T2] 134x52°
Delivered lumens flux	3666 lm
Rated input power	37 W
Colour temperature	2700 K CRI 80
Luminaire efficacy	101 lm/W
Lamp	16 LED
MacAdam Ellipse	3 SDCM
BUG rating	B1-U0-G0
Lifetime L90B50 (hour)	>102,000
Lifetime L80B50 (hour)	>102,000

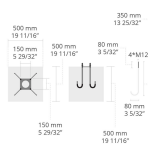
Options

Technical information

Mounting	Surface mountable
Housing	Corrosion resistant, extruded, marine grade aluminum housing
Finishing	Chromate conversion pretreatment followed by electrostatic powder coating
Fasteners	Stainless steel (AISI 304 / EN 1.4301 grade)
Gasket	Liquid silicone
Lens / Reflector	PMMA lens with high optical efficiency
Glass / Diffusor	Tempered safety glass
Impact protection	IK08
Ingress protection	IP66
Input voltage	220-240V 50/60Hz
Insulation class	Class I
Weight	7.43 kg
LED module	High power LEDs on metal-core PCB
Driver	Internal LED driver
Driver surge protection	6/6 kV
Power factor	> 0.95
Through wiring	Single cable entry
Operating temperature	-40...50°C
Cable	0.5 m of flexible cable
Notes	3000K CCT or warmer must be selected to be DarkSky International certified.

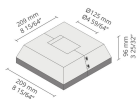
Accessories (To be ordered separately)

Anchorage










90AJ001
90AJ001

Flange covers



C6A2A
C6A2A

Project name		Type		Quantity	
Date		Note			
LB6047.872-EN-T2-2-700-827-ONOFF-EN-C1-_-_-_-_-_-					

Light distribution	Rated input power	Colour temperature	Control	Product colours	
[T2] Type II, Asymmetric, Side throw - 134x52°	[700] 37 W	[827] 2700 K CRI 80	[ONOFF] On/Off	[HM1] Black	
[T1] Type I, Asymmetric, Side throw - 110x45° [T3] Type III, Asymmetric, Side throw - 131x60° [T4] Type IV, Asymmetric, Forward throw - 114x65° [T5] Type V, Symmetric - 115°	[500] 27 W [350] 20 W	[830] 3000 K CRI 80 [740] 4000 K CRI 70 [840] 4000 K CRI 80		[HM2] Dark grey	
				[HM3] Anthracite grey	
				[HM4] Light grey	
				[HM5] White	
				[HM6] Bronze	
				[CC] Custom colour (Please specify RAL code)	
Height	Extras	Accessories (<i>To be ordered separately</i>)			
[H1] 1m [HC]	Light output	Anchorage			
	[BS] Backlight Shield	[90AJ001] 90AJ001			
	Consult the factory	Flange covers			
	[UNI] 120-277V 50/60Hz	[C6A2A] C6A2A			
	Luminaire body options				
	[DPC] Double powder coating				