

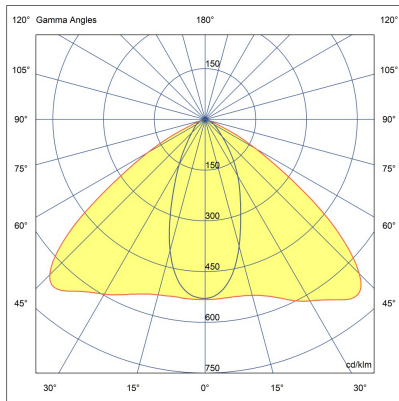
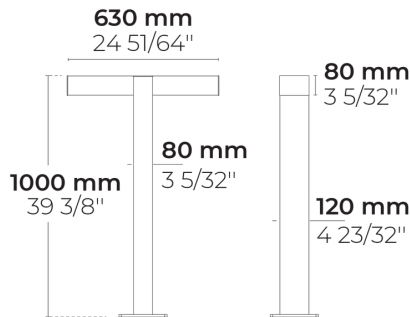
# DOMINI AFX MIDI 1 Module Duo



IK08 IP66



LB6047.872-EN-T1-700-827-ONOFF-EN-C1



[T1]

Type I, Asymmetric,  
Side throw

## Variant

Light distribution	[T1] 110x45°
Delivered lumens flux	3744 lm
Rated input power	37 W
Colour temperature	2700 K CRI 80
Luminaire efficacy	104 lm/W
Lamp	16 LED
MacAdam Ellipse	3 SDCM
BUG rating	B1-U0-G0
Lifetime L90B50 (hour)	>102,000
Lifetime L80B50 (hour)	>102,000

## Options

## Technical information

Mounting	Surface mountable
Housing	Corrosion resistant, extruded, marine grade aluminum housing
Finishing	Chromate conversion pretreatment followed by electrostatic powder coating
Fasteners	Stainless steel (AISI 304 / EN 1.4301 grade)
Gasket	Liquid silicone
Lens / Reflector	PMMA lens with high optical efficiency
Glass / Diffusor	Tempered safety glass
Impact protection	IK08
Ingress protection	IP66
Input voltage	220-240V 50/60Hz
Insulation class	Class I
Weight	7.43 kg
LED module	High power LEDs on metal-core PCB
Driver	Internal LED driver
Driver surge protection	6/6 kV
Power factor	> 0.95
Through wiring	Single cable entry
Operating temperature	-40...50°C
Cable	0.5 m of flexible cable
Notes	3000K CCT or warmer must be selected to be DarkSky International certified.

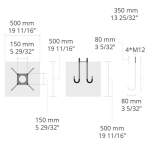
HPR Pazarlama A.Ş.  
Başkent OSB 22. Cd. No: 2, Malıköy, Temelli,  
Sincan, 06909 Ankara, Turkey  
+90 312 267 54 30  
info@hepergroup.com

HEPER Europe GmbH  
Ahornweg 5a, 58675  
Hemer, Germany  
+49 237 2901 2975  
infoEU@hepergroup.com

We reserve the right to change specifications without prior written notice. Edition: 19.05.2024.  
For current version visit [heperlighting.com](http://heperlighting.com). All flux (±%7 tolerance) and power values (±%10 tolerance) are derived following appropriate IES, CIE, and applicable standards.

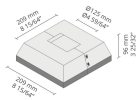
# Accessories (To be ordered separately)

## Anchorage










90AJ001  
90AJ001

## Flange covers



C6A2A  
C6A2A

<b>Project name</b>		<b>Type</b>		<b>Quantity</b>	
<b>Date</b>		<b>Note</b>			
<b>LB6047.872-EN-T1-700-827-ONOFF-EN-C1-_-_-_-_-_-</b>					

Light distribution	Rated input power	Colour temperature	Control	Product colours	
<b>[T1]</b> Type I, Asymmetric, Side throw - 110x45°  <b>[T2]</b> Type II, Asymmetric, Side throw - 134x52°  <b>[T3]</b> Type III, Asymmetric, Side throw - 131x60°  <b>[T4]</b> Type IV, Asymmetric, Forward throw - 114x65°  <b>[T5]</b> Type V, Symmetric - 115°	<b>[700]</b> 37 W	<b>[827]</b> 2700 K CRI 80	<b>[ONOFF]</b> On/Off	<b>[HM1]</b> Black	
	<b>[500]</b> 27 W	<b>[830]</b> 3000 K CRI 80		<b>[HM2]</b> Dark grey	
	<b>[350]</b> 20 W	<b>[740]</b> 4000 K CRI 70		<b>[HM3]</b> Anthracite grey	
		<b>[840]</b> 4000 K CRI 80		<b>[HM4]</b> Light grey	
				<b>[HM5]</b> White	
				<b>[HM6]</b> Bronze	
				<b>[CC]</b> Custom colour (Please specify RAL code)	
Height	Extras	Accessories ( <i>To be ordered separately</i> )			
<b>[H1]</b> 1m  <b>[HC]</b>	Light output	Anchorage			
	<b>[BS]</b> Backlight Shield	<b>[90AJ001]</b> 90AJ001			
	Consult the factory	Flange covers			
	<b>[UNI]</b> 120-277V 50/60Hz	<b>[C6A2A]</b> C6A2A			
	Luminaire body options				
	<b>[DPC]</b> Double powder coating				