

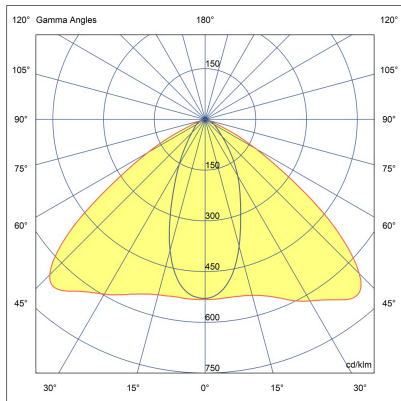
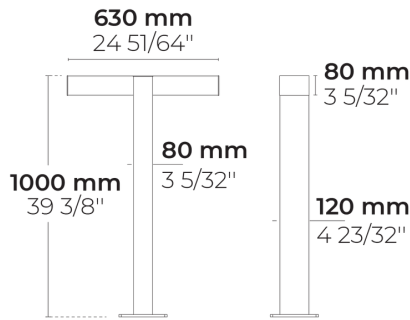
DOMINI AFX MIDI 1 Module Duo



IK08 IP66



LB6047.872-EN-T1-350-840-ONOFF-EN-C1



[T1]

Type I, Asymmetric,
Side throw

Variant

Light distribution	[T1] 110x45°
Delivered lumens flux	2026 lm
Rated input power	20 W
Colour temperature	4000 K CRI 80
Luminaire efficacy	112 lm/W
Lamp	16 LED
MacAdam Ellipse	3 SDCM
BUG rating	B1-U0-G0
Lifetime L90B50 (hour)	>102,000
Lifetime L80B50 (hour)	>102,000

Options

Technical information

Mounting	Surface mountable
Housing	Corrosion resistant, extruded, marine grade aluminum housing
Finishing	Chromate conversion pretreatment followed by electrostatic powder coating
Fasteners	Stainless steel (AISI 304 / EN 1.4301 grade)
Gasket	Liquid silicone
Lens / Reflector	PMMA lens with high optical efficiency
Glass / Diffusor	Tempered safety glass
Impact protection	IK08
Ingress protection	IP66
Input voltage	220-240V 50/60Hz
Insulation class	Class I
Weight	7.43 kg
LED module	High power LEDs on metal-core PCB
Driver	Internal LED driver
Driver surge protection	6/6 kV
Power factor	> 0.95
Through wiring	Single cable entry
Operating temperature	-40...50°C
Cable	0.5 m of flexible cable
Notes	3000K CCT or warmer must be selected to be DarkSky International certified.

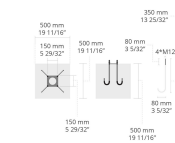
HPR Pazarlama A.Ş.
Başkent OSB 22. Cd. No: 2, Malıköy, Temelli,
Sincan, 06909 Ankara, Turkey
+90 312 267 54 30
info@hepergroup.com

HEPER Europe GmbH
Ahornweg 5a, 58675
Hemer, Germany
+49 237 2901 2975
infoEU@hepergroup.com

We reserve the right to change specifications without prior written notice. Edition: 19.05.2024.
For current version visit heperlighting.com. All flux (±7% tolerance) and power values (±10% tolerance) are derived following appropriate IES, CIE, and applicable standards.

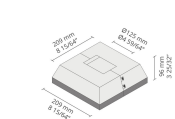
Accessories (To be ordered separately)

Anchorage










90AJ001
90AJ001

Flange covers



C6A2A
C6A2A

Project name		Type		Quantity	
Date		Note			
LB6047.872-EN-T1-350-840-ONOFF-EN-C1-_-_-_-_-_-					

Light distribution	Rated input power	Colour temperature	Control	Product colours	
[T1] Type I, Asymmetric, Side throw - 110x45° [T2] Type II, Asymmetric, Side throw - 134x52° [T3] Type III, Asymmetric, Side throw - 131x60° [T4] Type IV, Asymmetric, Forward throw - 114x65° [T5] Type V, Symmetric - 115°	[350] 20 W	[840] 4000 K CRI 80	[ONOFF] On/Off	[HM1] Black	
	[500] 27 W	[827] 2700 K CRI 80		[HM2] Dark grey	
	[700] 37 W	[830] 3000 K CRI 80		[HM3] Anthracite grey	
		[740] 4000 K CRI 70		[HM4] Light grey	
				[HM5] White	
				[HM6] Bronze	
				[CC] Custom colour (Please specify RAL code)	
Height	Extras	Accessories (<i>To be ordered separately</i>)			
[H1] 1m [HC]	Light output	Anchorage			
	[BS] Backlight Shield	[90AJ001] 90AJ001			
	Consult the factory	Flange covers			
	[UNI] 120-277V 50/60Hz	[C6A2A] C6A2A			
	Luminaire body options				
	[DPC] Double powder coating				