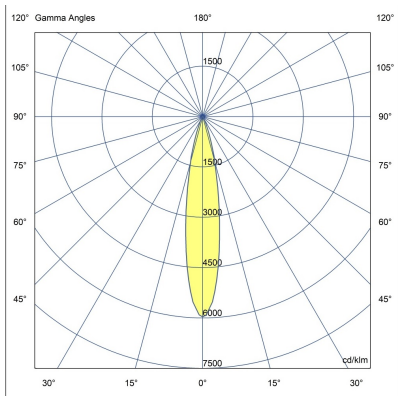
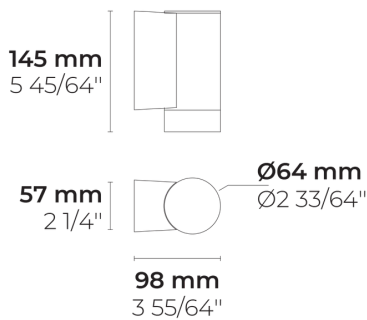


PINA W



LW8034.003-EN-N-940-ONOFF



[MN]

Medium narrow -
NEMA Type 3

Configuration








Light distribution	[MN] 36°
Delivered lumens flux	410 lm
Rated input power	7.5 W
Color temperature	4000 K CRI 90
Luminaire efficacy	55 lm/W
Lamp	1 LAMP
Color Deviation	5 SDCM
BUG rating	B1-U0-G0

Options

Technical information

Mounting	Wall mountable
Housing	Corrosion resistant, marine grade aluminum housing
Finishing	Chromate conversion pretreatment followed by electrostatic powder coating
Fasteners	Stainless steel (AISI 304 / EN 1.4301 grade)
Gasket	Silicone
Glass / Diffusor	Tempered safety glass
Impact protection	IK06
Ingress protection	IP65
Input voltage	220-240V 50/60Hz
Insulation class	Class I
Weight	0.71 kg
Driver	Internal LED driver
Power factor	> 0.80
Through wiring	Single power cord entry
Power cord	8" of flexible power cord
Packing box dimensions	11*18*7 cm

Project name				Type		Quantity	
Date		Note					
LW8034.003-EN-N-940-ONOFF-__-__							

Light distribution	Rated input power	Color temperature	Control	Product colors
[MN] Medium narrow - NEMA Type 3 - 36°	[I] 7.5 W	[940] 4000 K CRI 90	[ONOFF] On/Off	[HM1]  Black
[VN] Very narrow - NEMA Type 1 - 10°		[927] 2700 K CRI 90		[HM2]  Dark gray
[N] Narrow - NEMA Type 2 - 25°		[930] 3000 K CRI 90		[HM3]  Anthracite gray
[M] Medium - NEMA Type 4 - 60°				[HM4]  Light gray
				[HM5]  White
				[HM6]  Bronze
				[CC]  Custom color (Please specify RAL code)
Extras				
Consult the factory				
[UNI] 120-277V 50/60Hz				