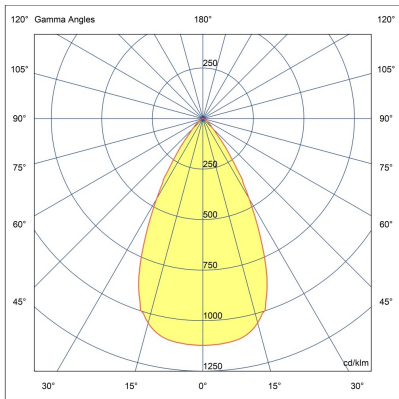
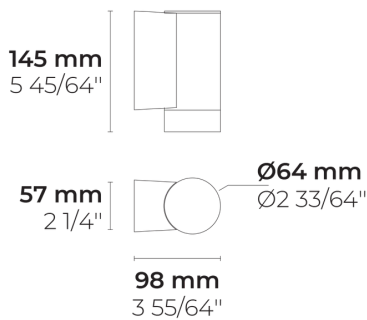


# PINA W



LW8034.003-EN-M-930-ONOFF



[M]

Medium - NEMA  
Type 4








## Configuration

Light distribution	[M] 60°
Delivered lumens flux	390 lm
Rated input power	7.5 W
Color temperature	3000 K CRI 90
Luminaire efficacy	52 lm/W
Lamp	1 LAMP
Color Deviation	5 SDCM
BUG rating	B1-U0-G0

## Options

## Technical information

Mounting	Wall mountable
Housing	Corrosion resistant, marine grade aluminum housing
Finishing	Chromate conversion pretreatment followed by electrostatic powder coating
Fasteners	Stainless steel (AISI 304 / EN 1.4301 grade)
Gasket	Silicone
Glass / Diffuser	Tempered safety glass
Impact protection	IK06
Ingress protection	IP65
Input voltage	220-240V 50/60Hz
Insulation class	Class I
Weight	0.71 kg
Driver	Internal LED driver
Power factor	> 0.80
Through wiring	Single power cord entry
Power cord	8" of flexible power cord
Packing box dimensions	11*18*7 cm

Project name				Type		Quantity	
Date		Note					
LW8034.003-EN-M-930-ONOFF-__-__							
Light distribution	Rated input power	Color temperature	Control	Product colors			
<b>[M]</b> Medium - NEMA Type 4 - 60°  <b>[VN]</b> Very narrow - NEMA Type 1 - 10°  <b>[N]</b> Narrow - NEMA Type 2 - 25°  <b>[MN]</b> Medium narrow - NEMA Type 3 - 36°	<b>[I]</b> 7.5 W	<b>[930]</b> 3000 K CRI 90  <b>[927]</b> 2700 K CRI 90  <b>[940]</b> 4000 K CRI 90	<b>[ONOFF]</b> On/Off	<b>[HM1]</b>  Black  <b>[HM2]</b>  Dark gray  <b>[HM3]</b>  Anthracite gray  <b>[HM4]</b>  Light gray  <b>[HM5]</b>  White  <b>[HM6]</b>  Bronze  <b>[CC]</b>  Custom color (Please specify RAL code)			
Extras							
Consult the factory							
<b>[UNI]</b> 120-277V 50/60Hz							