

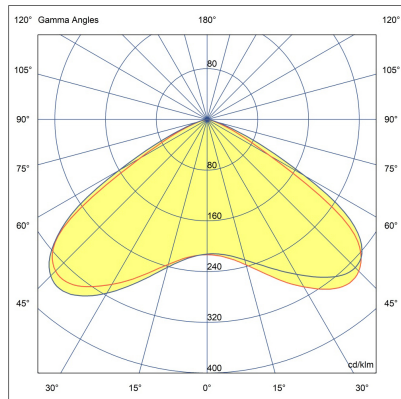
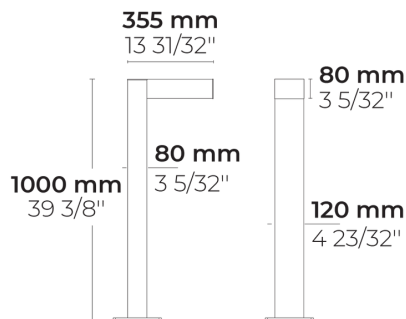
# DOMINI AFX MIDI 1 Module



IK08 IP66



LB6047.871-EN-T5-700-840-ONOFF-EN-C1



[T5]

Type V, Symmetric

## Variant

Light distribution	[T5] 115°
Delivered lumens flux	1913 lm
Rated input power	18 W
Colour temperature	4000 K CRI 80
Luminaire efficacy	106 lm/W
Lamp	8 LED
MacAdam Ellipse	4 SDCM
BUG rating	B1-U0-G0
Lifetime L90B50 (hour)	>102,000
Lifetime L80B50 (hour)	>102,000

## Options

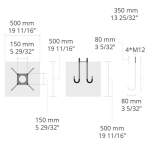
Control	ONOFF
---------	-------

## Technical information

Mounting	Surface mountable
Housing	Corrosion resistant, extruded, marine grade aluminum housing
Finishing	Chromate conversion pretreatment followed by electrostatic powder coating
Fasteners	Stainless steel (AISI 304 / EN 1.4301 grade)
Gasket	Liquid silicone
Lens / Reflector	PMMA lens with high optical efficiency
Glass / Diffusor	Tempered safety glass
Impact protection	IK08
Ingress protection	IP66
Input voltage	220-240V 50/60Hz
Insulation class	Class I
Weight	5.7 kg
LED module	High power LEDs on metal-core PCB
Driver	Internal LED driver
Driver surge protection	6/6 kV
Power factor	> 0.95
Through wiring	Single cable entry
Operating temperature	-40...50°C
Cable	0.5 m of flexible cable
Notes	3000K CCT or warmer must be selected to be DarkSky International certified.

# Accessories (To be ordered separately)

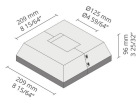
## Anchorage



90AJ001

90AJ001








## Flange covers



C6A2A

C6A2A

<b>Project name</b>		<b>Type</b>		<b>Quantity</b>	
<b>Date</b>		<b>Note</b>			
<b>LB6047.871-EN-T5-700-840-ONOFF-EN-C1-__-__-__-__-__</b>					

Light distribution	Rated input power	Colour temperature	Control	Product colours
<b>[T5]</b> Type V, Symmetric - 115°  <b>[T1]</b> Type I, Asymmetric, Side throw - 110x45°  <b>[T2]</b> Type II, Asymmetric, Side throw - 134x52°  <b>[T3]</b> Type III, Asymmetric, Side throw - 131x60°  <b>[T4]</b> Type IV, Asymmetric, Forward throw - 114x65°	<b>[700]</b> 18 W  <b>[350]</b> 10 W  <b>[500]</b> 13.5 W  <b>[700]</b> 20 W	<b>[840]</b> 4000 K CRI 80  <b>[827]</b> 2700 K CRI 80  <b>[830]</b> 3000 K CRI 80  <b>[740]</b> 4000 K CRI 70	<b>[ONOFF]</b> On/Off	<b>[HM1]</b>  Black  <b>[HM2]</b>  Dark grey  <b>[HM3]</b>  Anthracite grey  <b>[HM4]</b>  Light grey  <b>[HM5]</b>  White  <b>[HM6]</b>  Bronze  <b>[CC]</b>  Custom colour (Please specify RAL code)
Height	Extras	Accessories ( <i>To be ordered separately</i> )		
<b>[H1]</b> 1m  <b>[HC]</b>	<b>Light output</b>	<b>Anchorage</b>		
	<b>[BS]</b> Backlight Shield	<b>[90AJ001]</b> 90AJ001		
	<b>Consult the factory</b>	<b>Flange covers</b>		
	<b>[UNI]</b> 120-277V 50/60Hz	<b>[C6A2A]</b> C6A2A		
	<b>Luminaire body options</b>			
	<b>[DPC]</b> Double powder coating			