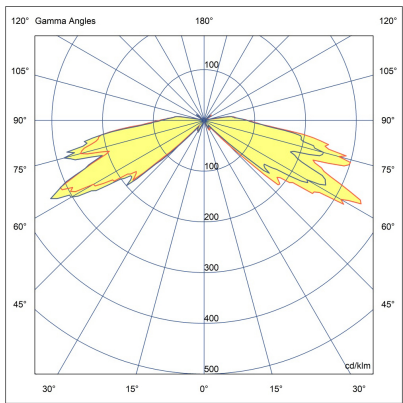
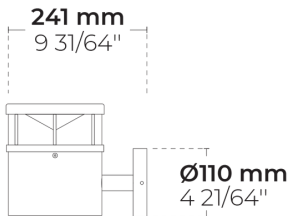


LW7032.693-US-SYM-3L-700-830



[SYM-3L]

Symmetric, Special
effect: 3 lines

Configuration








Light distribution	[SYM-3L] 165°
Delivered lumens flux	451 lm
Rated input power	10 W
Color temperature	3000 K CRI 80
Luminaire efficacy	45 lm/W
Lamp	1 LED
Color Deviation	5 SDCM
BUG rating	B1-U2-G1
ULOR	3.5
Lifetime L90 (hour)	>72,600
Lifetime L80 (hour)	>72,600

Options

Technical information

Mounting	Wall mountable
Housing	Corrosion resistant, marine grade aluminum housing
Finishing	Chromate conversion pretreatment followed by electrostatic powder coating
Fasteners	Stainless steel (AISI 304 / EN 1.4301 grade)
Gasket	Silicone
Lens / Reflector	High reflectance aluminium coating
Glass / Diffusor	Custom Design PMMA Diffusor
Impact protection	IK05
Ingress protection	IP65
Input voltage	120-277V 50/60Hz
Insulation class	Class I
Wind catching area (EPA)	N/A
Weight	4.8 lbs
LED module	Multi-chip high power LEDs on metal-core PCB
Driver	Internal LED driver
Driver surge protection	4/2 kV
Power factor	> 0.90
Through wiring	Single power cord entry
Operating temperature	-40...50°C
Power cord	8" of flexible power cord

Project name				Type		Quantity	
Date		Note					
LW7032.693-US-SYM-3L-700-830-__-__-__							

Light distribution	Rated input power	Color temperature	Control	Product colors
[SYM-3L] Symmetric, Special effect: 3 lines - 165°	[700] 10 W	[830] 3000 K CRI 80 [827] 2700 K CRI 80 [740] 4000 K CRI 70 [840] 4000 K CRI 80	[ONOFF] On/Off [0-10V] 0-10V	[HM1]  Black [HM2]  Dark gray [HM3]  Anthracite gray [HM4]  Light gray [HM5]  White [HM6]  Bronze [CC]  Custom color (Please specify RAL code)
Extras				
Luminaire body options				
[DPC] Double powder coating				