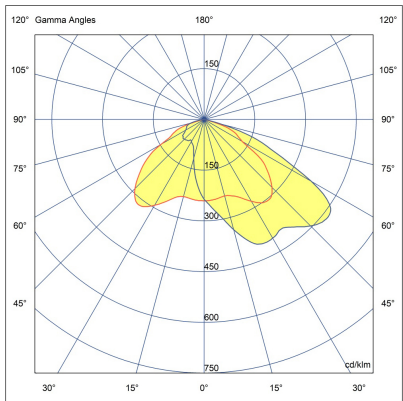


# HELIOS AFX 1 Module



LP4036.861-EN-T4-350-827



[T4]  
Type IV

## Configuration

|                       |               |
|-----------------------|---------------|
| Light distribution    | [T4] 117x64°  |
| Delivered lumens flux | 1980 lm       |
| Rated input power     | 18 W          |
| Color temperature     | 2700 K CRI 80 |
| Luminaire efficacy    | 110 lm/W      |
| Lamp                  | 16 LED        |
| Color Deviation       | 3 SDCM        |
| BUG rating            | B1-U0-G0      |
| Lifetime L90 (hour)   | >102,000      |
| Lifetime L80 (hour)   | >102,000      |

## Options

## Technical information

|                             |  |
|-----------------------------|--|
| Mounting                    | Direct pole or side bracket mountable. Tenon:<br>Ø2 1/4" x 4"                |
| Housing                     | Corrosion resistant, marine grade aluminum<br>housing                        |
| Finishing                   | Chromate conversion pretreatment followed by<br>electrostatic powder coating |
| Fasteners                   | Stainless steel (AISI 304 / EN 1.4301 grade)                                 |
| Gasket                      | Silicone   |
| Lens / Reflector            | PMMA lens with high optical efficiency                                       |
| Glass / Diffuser            | Custom Design PMMA Diffuser  |
| Impact protection           | IK08   |
| Ingress protection          | IP66   |
| Input voltage               | 220-240V 50/60Hz   |
| Insulation class            | Class I  |
| Wind catching area<br>(EPA) | 0.24 m <sup>2</sup>  |
| Weight                      | 4.86 kg  |
| LED module                  | High power LEDs on metal-core PCB  |
| Driver                      | Internal LED driver  |
| Driver surge<br>protection  | 10/6 kV  |
| Power factor                | > 0.95   |
| Through wiring              | Single power cord entry  |
| Operating<br>temperature    | -40...50°C   |
| Power cord                  | 20" of outdoor use rated flexible power cord                                 |
| Packing box<br>dimensions   | 50*50*103 cm   |

Poles (To be ordered separately)

Round tapered aluminum poles with base plate








|  | Product code | Height                     | Diameter / Dimensions | Spigot / End diameter |
|---|--------------|----------------------------|-----------------------|-----------------------|
|   | PAFK.D114    | 10', 13.1', 16.4'          | Ø4 1/2"               | Ø2 3/8", Ø3"          |
|   | PAFK.D122    | 13.1', 16.4', 19.7'        | Ø5"                   | Ø2 3/8", Ø3"          |
|   | PAFK.D148    | 19.7', 23.0', 26.2'        | Ø6"                   | Ø2 3/8", Ø3"          |
|   | PAFK.D165    | 19.7', 23.0', 26.2', 29.5' | Ø6 1/2"               | Ø3 1/2", Ø3"          |
|   | PAFK.D180    | 26.2', 29.5', 32.8'        | Ø7"                   | Ø3 1/2", Ø3"          |
|   | PAFK.D200    | 32.8', 36.1', 39.4'        | Ø7 7/8"               | Ø3 1/2", Ø3"          |

Round tapered aluminum poles (direct burial)

|  | Product code | Height                     | Diameter / Dimensions | Spigot / End diameter |
|---|--------------|----------------------------|-----------------------|-----------------------|
|   | PABK.D114    | 10', 13.1', 16.4'          | Ø4 1/2"               | Ø2 3/8", Ø3"          |
|   | PABK.D122    | 13.1', 16.4', 19.7', 23.0' | Ø5"                   | Ø2 3/8", Ø3"          |
|   | PABK.D148    | 19.7', 23.0', 26.2'        | Ø6"                   | Ø2 3/8", Ø3"          |
|   | PABK.D165    | 19.7', 23.0', 26.2', 29.5' | Ø6 1/2"               | Ø3 1/2", Ø3"          |
|   | PABK.D180    | 26.2', 29.5', 32.8'        | Ø7"                   | Ø3 1/2", Ø3"          |
|   | PABK.D200    | 32.8', 36.1', 39.4'        | Ø7 7/8"               | Ø3 1/2", Ø3"          |

Round cylindrical aluminum poles with base plate

|  | Product code | Height                     | Diameter / Dimensions | Spigot / End diameter |
|---|--------------|----------------------------|-----------------------|-----------------------|
|   | PAFC.D114    | 10', 13.1', 16.4'          | Ø4 1/2"               | Ø4 1/2"               |
|   | PAFC.D122    | 10', 13.1', 16.4', 19.7'   | Ø5"                   | Ø4 51/64"             |
|   | PAFC.D148    | 19.7', 23.0', 26.2'        | Ø6"                   | Ø5 7/8"               |
|   | PAFC.D165    | 19.7', 23.0', 26.2', 29.5' | Ø6 1/2"               | Ø6 1/2"               |

|   |                      |                               |                          |   |   |          |  |
|---|----------------------|-------------------------------|--------------------------|---|---|----------|--|
| Project name  |                      |                               |                          | Type  |   | Quantity |  |
| Date  |                      | Note                          |                          |   |   |          |  |
| LP4036.861-EN-T4-350-827-__-__-__                         |                      |                               |                          |   |   |          |  |
| Light distribution  | Rated input power    | Color temperature             | Control                  | Product colors  |   |          |  |
| <b>[T4]</b><br>Type IV - 117x64°                          | <b>[350]</b><br>18 W | <b>[827]</b><br>2700 K CRI 80 | <b>[ONOFF]</b><br>On/Off | <b>[HM1]</b><br>Black                                 |  |          |  |
| <b>[P4]</b><br>Pedestrian crosswalk distribution - 20x78° | <b>[500]</b><br>25 W | <b>[830]</b><br>3000 K CRI 80 | <b>[DALI]</b><br>DALI    | <b>[HM2]</b><br>Dark gray                             |  |          |  |
| <b>[T1]</b><br>Type I - 111x48°                           | <b>[700]</b><br>35 W | <b>[740]</b><br>4000 K CRI 70 | <b>[AUTO]</b><br>AutoDIM | <b>[HM3]</b><br>Anthracite gray                       |  |          |  |
| <b>[T2]</b><br>Type II - 133x48°                          |                      | <b>[840]</b><br>4000 K CRI 80 | <b>[STEP]</b><br>StepDIM | <b>[HM4]</b><br>Light gray                            |  |          |  |
| <b>[T2]</b><br>Type II - 149x54°                          |                      |                               |                          | <b>[HM5]</b><br>White                                 |  |          |  |
| <b>[T3]</b><br>Type III - 143x63°                         |                      |                               |                          | <b>[HM6]</b><br>Bronze                                |  |          |  |
| <b>[T5]</b><br>Type V - 117°                              |                      |                               |                          | <b>[CC]</b><br>Custom color (Please specify RAL code) |  |          |  |
| Extras  |                      |                               |                          |   |   |          |  |
| Consult the factory                                       |                      |                               |                          |   |   |          |  |
| <b>[UNI]</b><br>120-277V 50/60Hz                          |                      |                               |                          |   |   |          |  |