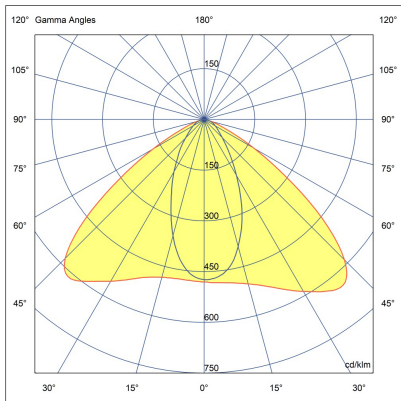
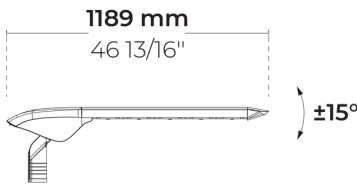


D-LIGHT AFX 5 Module



LL2023.865-EN-T1-350-730



[T1]
Type I

Configuration

| | |
|-----------------------|---------------|
| Light distribution | [T1] 111x48° |
| Delivered lumens flux | 10535 lm |
| Rated input power | 81 W |
| Color temperature | 3000 K CRI 70 |
| Luminaire efficacy | 130 lm/W |
| Lamp | 80 LED |
| Color Deviation | 3 SDCM |
| BUG rating | B3-U1-G1 |
| Lifetime L90 (hour) | >102,000 |
| Lifetime L80 (hour) | >102,000 |

Options

Technical information

| | |
|-----------------------------|--|
| Mounting | Direct pole or side bracket mountable. Tenon: Ø2 1/4" x 4" |
| Tilt angle | +15°/-15° |
| Housing | Corrosion resistant, die-cast, marine grade aluminum housing |
| Finishing | Chromate conversion pretreatment followed by electrostatic powder coating |
| Fasteners | Stainless steel (AISI 304 / EN 1.4301 grade) |
| Gasket | EPDM gasket (Shore A 20-25) |
| Lens / Reflector | PMMA lens with high optical efficiency |
| Glass / Diffusor | Tempered safety glass |
| Impact protection | IK08 |
| Ingress protection | IP66 |
| Input voltage | 220-240V 50/60Hz |
| Insulation class | Class I |
| Wind catching area (EPA) | 0.11 m ² |
| Weight | 8.97 kg |
| LED module | High power LEDs on metal-core PCB |
| Driver | Internal LED driver |
| Driver surge protection | 10/6 kV |
| Power factor | > 0.98 |
| Through wiring | Single power cord entry |
| Operating temperature | -40...50°C |
| Power cord | 20" of outdoor use rated flexible power cord |
| Packing box dimensions | 122*20*16 cm |
| Pole detail | Poles are supplied with flange plate. Flange cover and anchorage can be ordered separately. |

Notes

Embedded base is optional
This product can be supplied with Insulation
class (Class II) upon request. Please contact
factory.

Poles (To be ordered separately)

Round tapered aluminum poles with base plate

|  | Product code | Height | Diameter / Dimensions | Spigot / End diameter |
|---|--------------|----------------------------|-----------------------|-----------------------|
| | PAFK.D114 | 10', 13.1', 16.4' | Ø4 1/2" | Ø2 3/8", Ø3" |
| | PAFK.D122 | 13.1', 16.4', 19.7' | Ø5" | Ø2 3/8", Ø3" |
| | PAFK.D148 | 19.7', 23.0', 26.2' | Ø6" | Ø2 3/8", Ø3" |
| | PAFK.D165 | 19.7', 23.0', 26.2', 29.5' | Ø6 1/2" | Ø3 1/2", Ø3" |
| | PAFK.D180 | 26.2', 29.5', 32.8' | Ø7" | Ø3 1/2", Ø3" |
| | PAFK.D200 | 32.8', 36.1', 39.4' | Ø7 7/8" | Ø3 1/2", Ø3" |

Round tapered aluminum poles (direct burial)




|  | Product code | Height | Diameter / Dimensions | Spigot / End diameter |
|---|--------------|----------------------------|-----------------------|-----------------------|
| | PABK.D114 | 10', 13.1', 16.4' | Ø4 1/2" | Ø2 3/8", Ø3" |
| | PABK.D122 | 13.1', 16.4', 19.7', 23.0' | Ø5" | Ø2 3/8", Ø3" |
| | PABK.D148 | 19.7', 23.0', 26.2' | Ø6" | Ø2 3/8", Ø3" |
| | PABK.D165 | 19.7', 23.0', 26.2', 29.5' | Ø6 1/2" | Ø3 1/2", Ø3" |
| | PABK.D180 | 26.2', 29.5', 32.8' | Ø7" | Ø3 1/2", Ø3" |
| | PABK.D200 | 32.8', 36.1', 39.4' | Ø7 7/8" | Ø3 1/2", Ø3" |

Round cylindrical aluminum poles with base plate

|  | Product code | Height | Diameter / Dimensions | Spigot / End diameter |
|---|--------------|----------------------------|-----------------------|-----------------------|
| | PAFC.D114 | 10', 13.1', 16.4' | Ø4 1/2" | Ø4 1/2" |
| | PAFC.D122 | 10', 13.1', 16.4', 19.7' | Ø5" | Ø4 51/64" |
| | PAFC.D148 | 19.7', 23.0', 26.2' | Ø6" | Ø5 7/8" |
| | PAFC.D165 | 19.7', 23.0', 26.2', 29.5' | Ø6 1/2" | Ø6 1/2" |

| | | | | | | | | |
|--------------|--|--|------|--|------|--|----------|--|
| Project name | | | | | Type | | Quantity | |
| Date | | | Note | | | | | |

LL2023.865-EN-T1-350-730-_____-_____-_____-_____-_____-_____

| Light distribution | Rated input power | Color temperature | Control | Product colors |
|---|-----------------------|-------------------------------|--------------------------|---|
| [T1] Type I - 111x48° | [350] 81 W | [730] 3000 K CRI 70 | [ONOFF] On/Off | [HM3] Anthracite gray  |
| [P4] Pedestrian crosswalk distribution - 20x78° | [500] 120 W | [830] 3000 K CRI 80 | [DALI] DALI | [HM4] Light gray  |
| [T2] Type II - 133x48° | [700] 172 W | [740] 4000 K CRI 70 | [AUTO] AutoDIM | [CC] Custom color (Please specify RAL code)  |
| [T2] Type II - 149x54° | | | [STEP] StepDIM | |
| [T3] Type III - 143x63° | | | | |
| [T4] Type IV - 117x64° | | | | |
| [T4] Type IV - 117x65° | | | | |
| [T5] Type V - 117° | | | | |

| |
|---------------------------------------|
| Extras |
| External surge protection |
| [SP10] 10 kV |
| Connectivity |
| [NM7] 7 Pin NEMA socket |
| Light output |
| [CLO] Constant light output |
| Consult the factory |
| [C2] Class II |
| [UNI] 120-277V 50/60Hz |
| Luminaire body options |
| [DPC] Double powder coating |