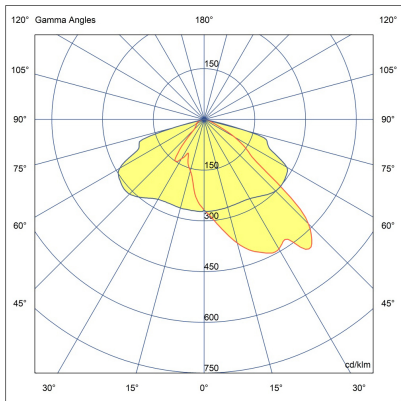


WINGS AFX 2 Module



LL2012.862-US-T2-2-700-830-ONOFF



[T2]
Type II

Configuration

Light distribution	[T2] 149x54°
Delivered lumens flux	7300 lm
Rated input power	67 W
Color temperature	3000 K CRI 80
Luminaire efficacy	109 lm/W
Lamp	32 LED
Color Deviation	3 SDCM
BUG rating	B2-U0-G1
Lifetime L90 (hour)	>102,000
Lifetime L80 (hour)	>102,000

Options

Technical information

Mounting	Surface mountable
Housing	Corrosion resistant, marine grade aluminum housing
Finishing	Chromate conversion pretreatment followed by electrostatic powder coating
Fasteners	Stainless steel (AISI 304 / EN 1.4301 grade)
Gasket	Liquid silicone
Lens / Reflector	PMMA lens with high optical efficiency
Glass / Diffuser	Tempered safety glass
Impact protection	IK08
Ingress protection	IP66
Input voltage	120-277V 50/60Hz
Insulation class	Class I
Weight	110.44 lbs (10'), 125.92 lbs (13')
LED module	High power LEDs on metal-core PCB
Driver	Internal LED driver
Through wiring	Single power cord entry
Operating temperature	-40...50°C
Power cord	20" of outdoor use rated flexible power cord
Packing box dimensions	17 23/32" * 3 5/32" * 22 53/64"
Pole detail	Poles are supplied with flange plate. Flange cover and anchorage can be ordered separately. Embedded base is optional








Poles (Included)

Product specific poles with base plate



Configuration code	Height	Diameter / Dimensions	Spigot / End diameter
PAFD.R01.T002-H3	10'	7.3x4.7"	
PAFD.R01.T002-H4	13.1'	7.3x4.7"	

Project name				Type		Quantity	
Date		Note					
LL2012.862-US-T2-2-700-830-ONOFF-__-__-__							

Light distribution	Rated input power	Color temperature	Control	Product colors
[T2] Type II - 149x54°	[700] 67 W	[830] 3000 K CRI 80	[ONOFF] On/Off	[HM1] Black 
[P4] Pedestrian crosswalk distribution - 20x78°	[350] 34 W	[827] 2700 K CRI 80		[HM2] Dark gray 
[T1] Type I - 111x48°	[500] 48 W	[740] 4000 K CRI 70		[HM3] Anthracite gray 
[T2] Type II - 133x48°		[840] 4000 K CRI 80		[HM4] Light gray 
[T3] Type III - 143x63°				[HM5] White 
[T4] Type IV - 117x64°				[HM6] Bronze 
[T5] Type V - 117°				[CC]  Custom color (Please specify RAL code)
Height	Extras			
[H3] 10'	Luminaire body options			
[H4] 13.1'	[DPC] Double powder coating			
[HC]				