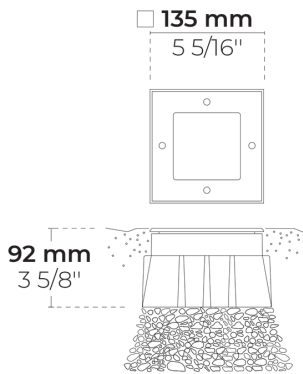


LR9003.531-EN-VN-350-830-ONOFF-EN-C1



[VN]  
Very narrow

## Variant

Light distribution	[VN] 10°
Delivered lumens flux	502 lm
Rated input power	6 W
Colour temperature	3000 K CRI 80
Luminaire efficacy	84 lm/W
Lamp	4 LED
MacAdam Ellipse	3 SDCM
Lifetime L90B50 (hour)	>145,000
Lifetime L80B50 (hour)	>145,000

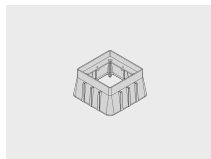
## Options

## Technical information

Housing	Corrosion resistant, die-cast, marine grade aluminum housing
Fasteners	Stainless steel (AISI 304 / EN 1.4301 grade)
Gasket	Silicone
Lens / Reflector	PMMA lens with high optical efficiency
Glass / Diffusor	Tempered safety glass
Impact protection	IK08
Ingress protection	IP67
Input voltage	220-240V 50/60Hz
Insulation class	Class I
Weight	1.9 kg
LED module	High power LEDs on metal-core PCB
Driver	Internal LED driver
Driver surge protection	3/3 kV
Power factor	> 0.40
Through wiring	Single cable entry
Operating temperature	-40...50°C
Cable	0.3 m of rubber-sheathed cable

## Accessories (Included)

### Mounting accessories



**Plastic sleeve for  
WEDGE**

160401047/6

## Accessories (To be ordered separately)

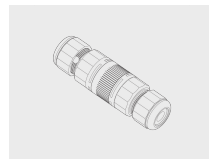
### Mounting accessories



**Case removing  
vacuum**

160404012









### Mounting accessories



**Connector set - 5-  
pole**

141407400

Project name		Type		Quantity	
Date		Note			
LR9003.531-EN-VN-350-830-ONOFF-EN-C1-__-__					

Light distribution	Rated input power	Colour temperature	Control	Product colours
<b>[VN]</b> Very narrow - 10°	<b>[350]</b> 6 W	<b>[830]</b> 3000 K CRI 80	<b>[ONOFF]</b> On/Off	<b>[HM1]</b>  Black
<b>[EL]</b> Elliptical - 20x65°		<b>[740]</b> 4000 K CRI 70		<b>[HM2]</b>  Dark grey
				<b>[HM3]</b>  Anthracite grey
				<b>[HM4]</b>  Light grey
				<b>[HM5]</b>  White
				<b>[HM6]</b>  Bronze
				<b>[9006]</b>  White aluminium (RAL 9006)
				<b>[CC]</b>  Custom colour (Please specify RAL code)
<b>Extras</b>	<b>Accessories</b> <i>(Included)</i>	<b>Accessories</b> <i>(To be ordered separately)</i>		
<b>Consult the factory</b>	<b>Mounting accessories</b>	<b>Mounting accessories</b>		
<b>[UNI]</b> 120-277V 50/60Hz	<b>[160401047/6]</b> Plastic sleeve for WEDGE	<b>[160404012]</b> Case removing vacuum  <b>[141407400]</b> Connector set - 5-pole		