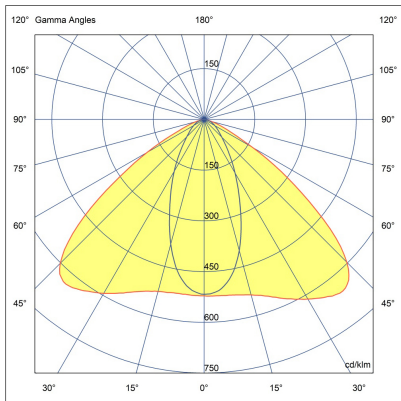


WINGS AFX 2 Module



LL2012.862-EN-T1-350-840-ONOFF










Poles (Included)

Product specific poles with base plate



Configuration code	Height	Diameter / Dimensions	Spigot / End diameter
PAFD.R01.T002-H3	10'	7.3x4.7"	
PAFD.R01.T002-H4	13.1'	7.3x4.7"	

Project name					Type		Quantity	
Date			Note					
LL2012.862-EN-T1-350-840-ONOFF-__-__-__-__								

Light distribution	Rated input power	Color temperature	Control	Product colors	
[T1] Type I - 111x48°	[350] 34 W	[840] 4000 K CRI 80	[ONOFF] On/Off	[HM1] Black	
[P4] Pedestrian crosswalk distribution - 20x78°	[500] 48 W	[827] 2700 K CRI 80		[HM2] Dark gray	
[T2] Type II - 133x48°	[700] 67 W	[830] 3000 K CRI 80		[HM3] Anthracite gray	
[T2] Type II - 149x54°		[740] 4000 K CRI 70		[HM4] Light gray	
[T3] Type III - 143x63°				[HM5] White	
[T4] Type IV - 117x64°				[HM6] Bronze	
[T5] Type V - 117°				[CC] Custom color (Please specify RAL code)	
Height	Extras				
[H3] 10' [H4] 13.1' [HC]	Consult the factory				
	[UNI] 120-277V 50/60Hz				
	Luminaire body options				
	[DPC] Double powder coating				