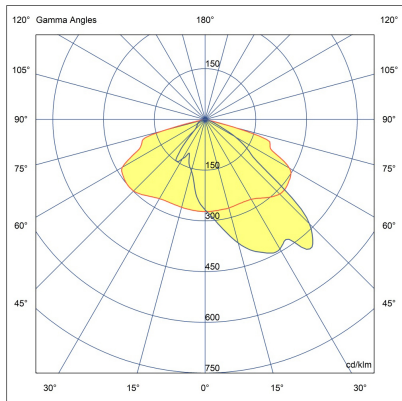
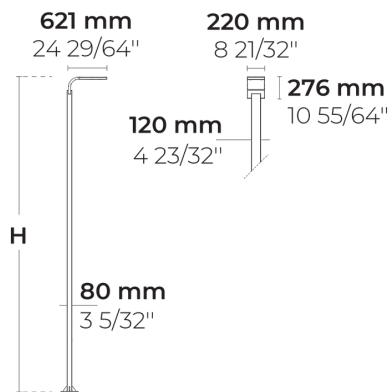


TILA S AFX 2 Module



LL2030.862-EN-T2-2-500-827-ONOFF



[T2]
Type II

Configuration

| | |
|-----------------------|---------------|
| Light distribution | [T2] 149x54° |
| Delivered lumens flux | 5665 lm |
| Rated input power | 48 W |
| Color temperature | 2700 K CRI 80 |
| Luminaire efficacy | 118 lm/W |
| Lamp | 32 LED |
| Color Deviation | 3 SDCM |
| BUG rating | B1-U0-G1 |
| Lifetime L90 (hour) | >102,000 |
| Lifetime L80 (hour) | >102,000 |

Options

Technical information

| | |
|----------------------------|---|
| Mounting | Direct pole or side bracket mountable. Tenon: Ø2 1/4" x 4" |
| Housing | Corrosion resistant, marine grade aluminum housing |
| Finishing | Chromate conversion pretreatment followed by electrostatic powder coating |
| Fasteners | Stainless steel (AISI 304 / EN 1.4301 grade) |
| Gasket | Liquid silicone |
| Lens / Reflector | PMMA lens with high optical efficiency |
| Glass / Diffusor | Tempered safety glass |
| Impact protection | IK08 |
| Ingress protection | IP66 |
| Input voltage | 220-240V 50/60Hz |
| Insulation class | Class I |
| Weight | 20.02 kg (3 m), 23.26 kg (4 m) |
| LED module | High power LEDs on metal-core PCB |
| Driver | Internal LED driver |
| Driver surge protection | 10/6 kV |
| Power factor | > 0.95 |
| Through wiring | Single power cord entry |
| Operating temperature | -40...50°C |
| Power cord | 20" of outdoor use rated flexible power cord |
| Packing box dimensions | 40*35*7 cm |
| Pole detail | Poles are supplied with flange plate. Flange cover and anchorage can be ordered separately. Embedded base is optional |
| Notes | QUICK SHIP: Some variants will be delivered faster. Please consult the factory. |








Poles (Included)

Product specific poles with base plate



| Configuration code | Height | Diameter / Dimensions | Spigot / End diameter |
|---------------------------|--------|-----------------------|-----------------------|
| PAFD.R02.T001.T00 2-H3 | 10' | 4.7x3.1" | |
| PAFD.R02.T001.T00 2-H4 | 13.1' | 4.7x3.1" | |

| | | | | | |
|---|--|-------------|--|-----------------|--|
| Project name | | Type | | Quantity | |
| Date | | Note | | | |
| LL2030.862-EN-T2-2-500-827-ONOFF-__-__-__-__ | | | | | |

| Light distribution | Rated input power | Color temperature | Control | Product colors |
|---|---------------------------------------|-------------------------------|--------------------------|---|
| [T2] Type II - 149x54° | [500] 48 W | [827] 2700 K CRI 80 | [ONOFF] On/Off | [HM1] Black  |
| [P4] Pedestrian crosswalk distribution - 20x78° | [350] 34 W | [830] 3000 K CRI 80 | | [HM2] Dark gray  |
| [T1] Type I - 111x48° | [700] 67 W | [740] 4000 K CRI 70 | | [HM3] Anthracite gray  |
| [T2] Type II - 133x48° | | [840] 4000 K CRI 80 | | [HM4] Light gray  |
| [T3] Type III - 143x63° | | | | [HM5] White  |
| [T4] Type IV - 117x64° | | | | [HM6] Bronze  |
| [T5] Type V - 117° | | | | [CC]  Custom color (Please specify RAL code) |
| Height | Extras | | | |
| [H3] 10' | Consult the factory | | | |
| [H4] 13.1' | [UNI] 120-277V 50/60Hz | | | |
| [HC] | Luminaire body options | | | |
| | [DPC] Double powder coating | | | |