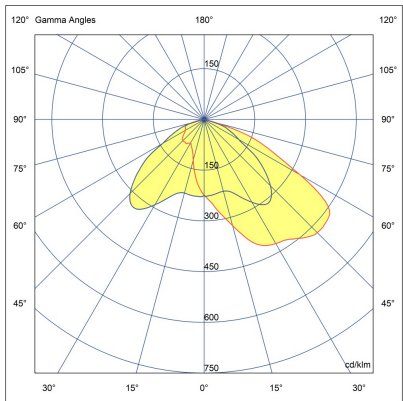
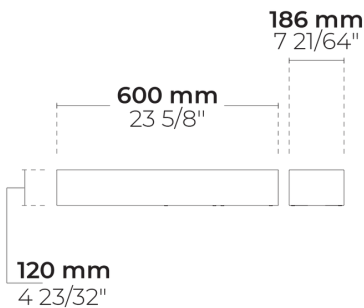



DOMINO W AFX 2 Module



LW7031.862-US-T4-700-740



[T4]
Type IV

Configuration








Light distribution	[T4] 117x64°
Delivered lumens flux	8705 lm
Rated input power	67 W
Color temperature	4000 K CRI 70
Luminaire efficacy	129 lm/W
Lamp	32 LED
Color Deviation	4 SDCM
BUG rating	B2-U0-G1
Lifetime L90 (hour)	>102,000
Lifetime L80 (hour)	>102,000

Options

Technical information

Mounting	Surface or wall mountable
Housing	Corrosion resistant, marine grade aluminum housing
Finishing	Chromate conversion pretreatment followed by electrostatic powder coating
Fasteners	Stainless steel (AISI 304 / EN 1.4301 grade)
Gasket	Liquid silicone
Lens / Reflector	PMMA lens with high optical efficiency
Glass / Diffusor	Tempered safety glass
Impact protection	IK08
Ingress protection	IP66
Input voltage	120-277V 50/60Hz
Insulation class	Class I
Weight	17.05 lbs
LED module	High power LEDs on metal-core PCB
Driver	Internal LED driver
Driver surge protection	10/6 kV
Power factor	> 0.95
Through wiring	Single power cord entry
Operating temperature	-40...50°C
Power cord	8" of flexible power cord
Notes	3000K CCT or warmer must be selected to be DarkSky International certified.

Project name				Type		Quantity	
Date		Note					
LW7031.862-US-T4-700-740-__-__-__-__							

Light distribution	Rated input power	Color temperature	Control	Product colors
[T4] Type IV - 117x64°	[700] 67 W	[740] 4000 K CRI 70	[ONOFF] On/Off	[HM1]  Black
[P4] Pedestrian crosswalk distribution - 20x78°	[350] 34 W	[827] 2700 K CRI 80	[0-10V] 0-10V	[HM2]  Dark gray
[T1] Type I - 111x48°	[500] 48 W	[830] 3000 K CRI 80		[HM3]  Anthracite gray
[T2] Type II - 133x48°		[840] 4000 K CRI 80		[HM4]  Light gray
[T2] Type II - 149x54°				[HM5]  White
[T3] Type III - 143x63°				[HM6]  Bronze
[T5] Type V - 117°				[CC]  Custom color (Please specify RAL code)
Extras				
Connectivity				
[NM7] 7 Pin NEMA socket				
Consult the factory				
[MS] Motion sensor				
Luminaire body options				
[DPC] Double powder coating				