
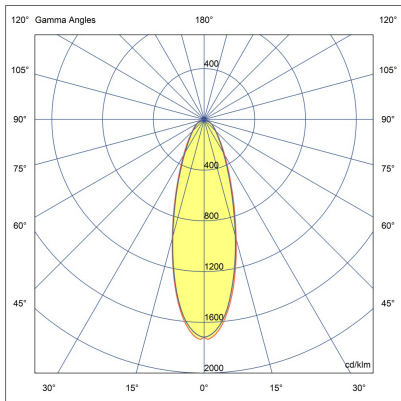
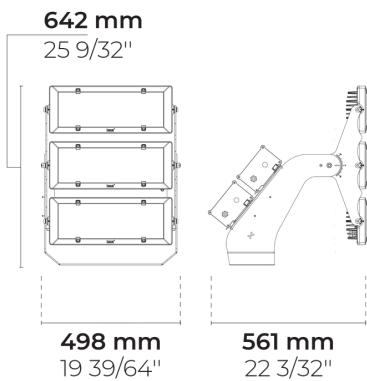


REGIO 3 Module



LF8035.523-EN-N-700-830



[N]

Narrow - NEMA Type 2

Configuration




Light distribution	[N] 22°
Delivered lumens flux	83469 lm
Rated input power	687 W
Color temperature	3000 K CRI 80
Luminaire efficacy	121 lm/W
Lamp	324 LED
Color Deviation	3 SDCM
Lifetime L90 (hour)	>102,000
Lifetime L80 (hour)	>102,000

Options

Technical information

Mounting	Yoke mount
Tilt angle	+45°/-45°
Housing	Corrosion resistant, die-cast, marine grade aluminum housing
Finishing	Chromate conversion pretreatment followed by electrostatic powder coating
Fasteners	Stainless steel (AISI 304 / EN 1.4301 grade)
Gasket	Silicone rubber
Lens / Reflector	PMMA lens with high optical efficiency
Glass / Diffuser	Tempered safety glass
Impact protection	IK08
Ingress protection	IP66
Input voltage	220-240V 50/60Hz
Insulation class	Class I
Wind catching area (EPA)	0.25 m²
Weight	36.2 kg
LED module	High power LEDs on metal-core PCB
Driver	Internal LED driver
Driver surge protection	10/10 kV
Power factor	> 0.99
Through wiring	Single power cord entry
Operating temperature	-40...50°C
Power cord	40' of flexible power cord

Project name				Type		Quantity	
Date		Note					
LF8035.523-EN-N-700-830-__-__-__-__							

Light distribution	Rated input power	Color temperature	Control	Product colors
[N] Narrow - NEMA Type 2 - 22°	[700] 687 W	[830] 3000 K CRI 80	[ONOFF] On/Off	[HM3]  Anthracite gray
[I] - 26°		[827] 2700 K CRI 80	[DALI] DALI	[HM4]  Light gray
[EL] Elliptical - 15x40°		[740] 4000 K CRI 70		[CC]  Custom color (Please specify RAL code)
[MN] Medium narrow - NEMA Type 3 - 30°		[840] 4000 K CRI 80		
[M] Medium - NEMA Type 4 - 50°		[957] 5700 K CRI 90		
[W] Wide - NEMA Type 6 - 111°				
Extras				
Consult the factory				
[UNI] 120-277V 50/60Hz				
Luminaire body options				
[DPC] Double powder coating				