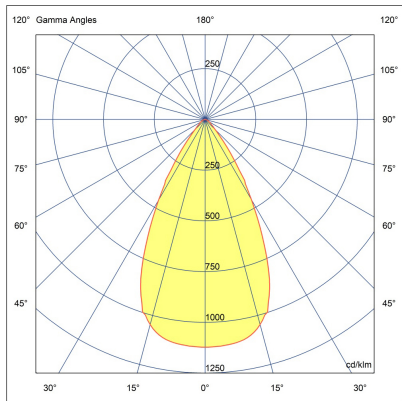
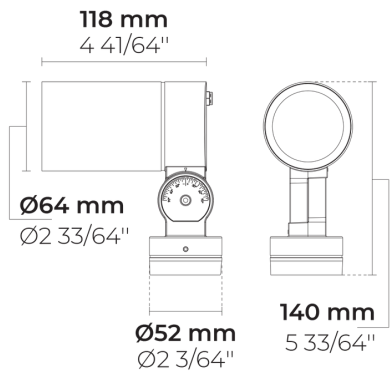


# PINA Flood



LF8033.003-US-M-930



[M]

Medium - NEMA  
Type 4

## Configuration

Light distribution	[M] 60°
Delivered lumens flux	390 lm
Rated input power	7.5 W
Color temperature	3000 K CRI 90
Luminaire efficacy	52 lm/W
Lamp	1 LAMP
Color Deviation	5 SDCM

## Options

## Technical information

Mounting	Pedestal knuckle mount (standard), stake mount (optional)
Tilt angle	+90°/-80°
Housing	Corrosion resistant, marine grade aluminum housing
Finishing	Chromate conversion pretreatment followed by electrostatic powder coating
Fasteners	Stainless steel (AISI 304 / EN 1.4301 grade)
Gasket	Silicone
Glass / Diffusor	Tempered safety glass
Impact protection	IK06
Ingress protection	IP65
Input voltage	120-277V 50/60Hz
Insulation class	Class I
Wind catching area (EPA)	0.11 ft²
Weight	0.9 lbs
Driver	Internal LED driver
Power factor	> 0.93
Through wiring	Single power cord entry
Power cord	16" of flexible power cord
Notes	Louver Snap Lens can not be combined with other lenses.

## Accessories (To be ordered separately)

---








### Mounting accessories



**Spike**

160405040

Project name					Type		Quantity	
Date		Note						
LF8033.003-US-M-930-__-__								

Light distribution	Rated input power	Color temperature	Control	Product colors
<b>[M]</b> Medium - NEMA Type 4 - 60°	<b>[I]</b> 7.5 W	<b>[930]</b> 3000 K CRI 90	<b>[ONOFF]</b> On/Off  <b>[PD]</b> Phase dimming	<b>[HM1]</b> Black 
<b>[VN]</b> Very narrow - NEMA Type 1 - 10°		<b>[927]</b> 2700 K CRI 90		<b>[HM2]</b> Dark gray 
<b>[N]</b> Narrow - NEMA Type 2 - 25°		<b>[940]</b> 4000 K CRI 90		<b>[HM3]</b> Anthracite gray 
<b>[MN]</b> Medium narrow - NEMA Type 3 - 36°				<b>[HM4]</b> Light gray 
				<b>[HM5]</b> White 
				<b>[HM6]</b> Bronze 
				<b>[CC]</b> Custom color (Please specify RAL code) 
<b>Accessories (To be ordered separately)</b>				
<b>Mounting accessories</b>				
<b>[160405040]</b> Spike				