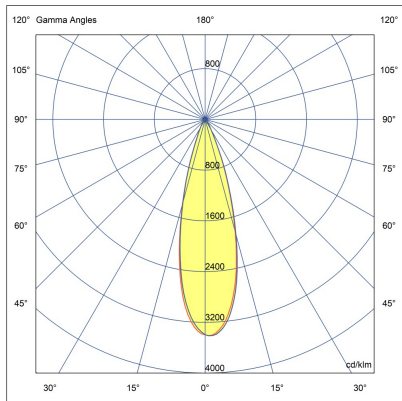
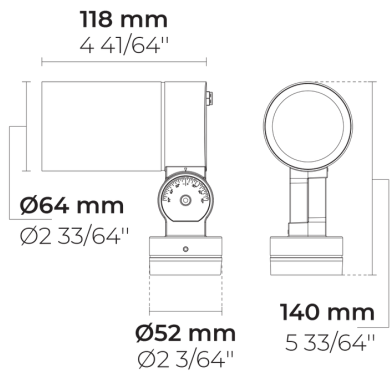


# PINA Flood



LF8033.003-EN-N-940-ONOFF



[N]

Narrow - NEMA Type 2

## Configuration

Light distribution	[N] 25°
Delivered lumens flux	410 lm
Rated input power	7.5 W
Color temperature	4000 K CRI 90
Luminaire efficacy	55 lm/W
Lamp	1 LAMP
Color Deviation	5 SDCM

## Options

## Technical information

Mounting	Pedestal knuckle mount (standard), stake mount (optional)
Tilt angle	+90°/-80°
Housing	Corrosion resistant, marine grade aluminum housing
Finishing	Chromate conversion pretreatment followed by electrostatic powder coating
Fasteners	Stainless steel (AISI 304 / EN 1.4301 grade)
Gasket	Silicone
Glass / Diffusor	Tempered safety glass
Impact protection	IK06
Ingress protection	IP65
Input voltage	220-240V 50/60Hz
Insulation class	Class I
Wind catching area (EPA)	0.01 m <sup>2</sup>
Weight	0.43 kg
Driver	Internal LED driver
Power factor	> 0.80
Through wiring	Single power cord entry
Power cord	16" of flexible power cord

## Accessories (To be ordered separately)

---








### Mounting accessories



**Spike**

160405040

Project name					Type		Quantity	
Date			Note					
LF8033.003-EN-N-940-ONOFF-__-__								

Light distribution	Rated input power	Color temperature	Control	Product colors
<b>[N]</b> Narrow - NEMA Type 2 - 25°  <b>[VN]</b> Very narrow - NEMA Type 1 - 10°  <b>[MN]</b> Medium narrow - NEMA Type 3 - 36°  <b>[M]</b> Medium - NEMA Type 4 - 60°	<b>[I]</b> 7.5 W	<b>[940]</b> 4000 K CRI 90  <b>[927]</b> 2700 K CRI 90  <b>[930]</b> 3000 K CRI 90	<b>[ONOFF]</b> On/Off	<b>[HM1]</b>  Black  <b>[HM2]</b>  Dark gray  <b>[HM3]</b>  Anthracite gray  <b>[HM4]</b>  Light gray  <b>[HM5]</b>  White  <b>[HM6]</b>  Bronze  <b>[CC]</b>  Custom color (Please specify RAL code)
Extras	Accessories ( <i>To be ordered separately</i> )			
Consult the factory	Mounting accessories			
<b>[UNI]</b> 120-277V 50/60Hz	<b>[160405040]</b> Spike			