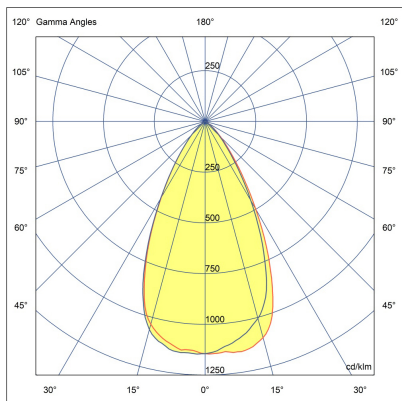
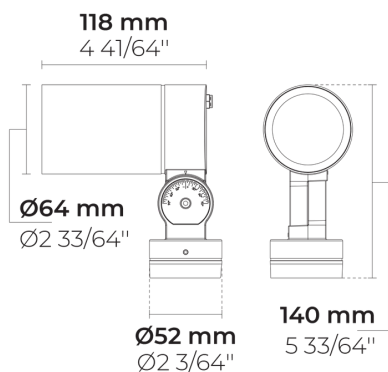


PINA Flood

CE UK CA IK06 IP65



LF8033.003-EN-M-930-ONOFF-EN-C1



[M]
Medium

Variant

Light distribution	[M] 60°
Delivered lumens flux	390 lm
Rated input power	7.5 W
Colour temperature	3000 K CRI 90
Luminaire efficacy	52 lm/W
Lamp	1 LAMP
MacAdam Ellipse	5 SDCM

Options

Technical information

Mounting	Surface mountable via a stationery base (standard) or spike (optional)
Tilt angle	+90°/-80°
Housing	Corrosion resistant, marine grade aluminum housing
Finishing	Chromate conversion pretreatment followed by electrostatic powder coating
Fasteners	Stainless steel (AISI 304 / EN 1.4301 grade)
Gasket	Silicone
Glass / Diffusor	Tempered safety glass
Impact protection	IK06
Ingress protection	IP65
Input voltage	220-240V 50/60Hz
Insulation class	Class I
Wind catching area (EPA)	0.01 m ²
Weight	0.43 kg
Driver	Internal LED driver
Power factor	> 0.80
Through wiring	Single cable entry
Cable	0.4 m of flexible cable

Accessories (To be ordered separately)








Mounting accessories



Spike

160405040

Project name		Type		Quantity	
Date		Note			
LF8033.003-EN-M-930-ONOFF-EN-C1-__-__					

Light distribution	Rated input power	Colour temperature	Control	Product colours
[M] Medium - 60° [VN] Very narrow - 10° [N] Narrow - 25° [MN] Medium narrow - 36°	[I] 7.5 W	[930] 3000 K CRI 90 [927] 2700 K CRI 90 [940] 4000 K CRI 90	[ONOFF] On/Off	[HM1]  Black [HM2]  Dark grey [HM3]  Anthracite grey [HM4]  Light grey [HM5]  White [HM6]  Bronze [CC]  Custom colour (Please specify RAL code)
Extras	Accessories (<i>To be ordered separately</i>)			
Consult the factory	Mounting accessories			
[UNI] 120-277V 50/60Hz	[160405040] Spike			