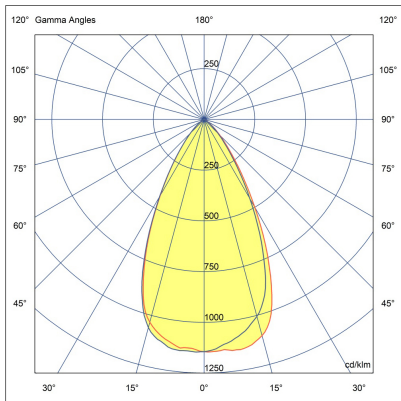
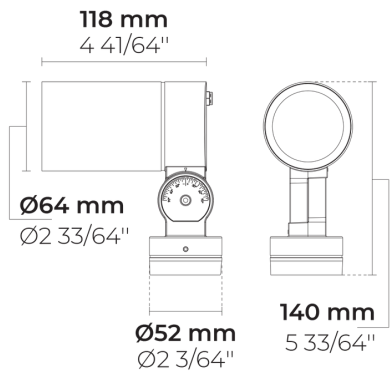


PINA Flood



LF8033.003-EN-M-940-ONOFF



[M]

Medium - NEMA
Type 4

Configuration

Light distribution	[M] 60°
Delivered lumens flux	410 lm
Rated input power	7.5 W
Color temperature	4000 K CRI 90
Luminaire efficacy	55 lm/W
Lamp	1 LAMP
Color Deviation	5 SDCM

Options

Technical information

Mounting	Pedestal knuckle mount (standard), stake mount (optional)
Tilt angle	+90°/-80°
Housing	Corrosion resistant, marine grade aluminum housing
Finishing	Chromate conversion pretreatment followed by electrostatic powder coating
Fasteners	Stainless steel (AISI 304 / EN 1.4301 grade)
Gasket	Silicone
Glass / Diffusor	Tempered safety glass
Impact protection	IK06
Ingress protection	IP65
Input voltage	220-240V 50/60Hz
Insulation class	Class I
Wind catching area (EPA)	0.01 m ²
Weight	0.43 kg
Driver	Internal LED driver
Power factor	> 0.80
Through wiring	Single power cord entry
Power cord	16" of flexible power cord

Accessories (To be ordered separately)








Mounting accessories



Spike

160405040

Project name					Type		Quantity	
Date			Note					
LF8033.003-EN-M-940-ONOFF-__-__								

Light distribution	Rated input power	Color temperature	Control	Product colors	
[M] Medium - NEMA Type 4 - 60°	[I] 7.5 W	[940] 4000 K CRI 90	[ONOFF] On/Off	[HM1] Black	
[VN] Very narrow - NEMA Type 1 - 10°		[927] 2700 K CRI 90		[HM2] Dark gray	
[N] Narrow - NEMA Type 2 - 25°		[930] 3000 K CRI 90		[HM3] Anthracite gray	
[MN] Medium narrow - NEMA Type 3 - 36°				[HM4] Light gray	
				[HM5] White	
				[HM6] Bronze	
				[CC] Custom color (Please specify RAL code)	
Extras	Accessories (<i>To be ordered separately</i>)				
Consult the factory	Mounting accessories				
[UNI] 120-277V 50/60Hz	[160405040] Spike				