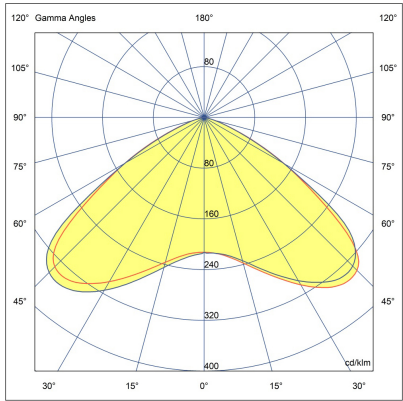


PRIFMA W AFX 3 Module



LW2042.863-US-T5-700-740



[T5]
Type V

Configuration








| | |
|-----------------------|---------------|
| Light distribution | [T5] 117° |
| Delivered lumens flux | 13720 lm |
| Rated input power | 100 W |
| Color temperature | 4000 K CRI 70 |
| Luminaire efficacy | 131 lm/W |
| Lamp | 48 LED |
| Color Deviation | 4 SDCM |
| BUG rating | B3-U0-G1 |
| Lifetime L90 (hour) | >102,000 |
| Lifetime L80 (hour) | >102,000 |

Options

Technical information

| | |
|-------------------------|---|
| Mounting | Wall mountable |
| Housing | Corrosion resistant, marine grade aluminum housing |
| Finishing | Chromate conversion pretreatment followed by electrostatic powder coating |
| Fasteners | Stainless steel (AISI 304 / EN 1.4301 grade) |
| Gasket | Liquid silicone |
| Lens / Reflector | PMMA lens with high optical efficiency |
| Glass / Diffusor | Tempered safety glass |
| Impact protection | IK08 |
| Ingress protection | IP66 |
| Input voltage | 120-277V 50/60Hz |
| Insulation class | Class I |
| Weight | 13.86 lbs |
| LED module | High power LEDs on metal-core PCB |
| Driver | Internal LED driver |
| Driver surge protection | 6/6 kV |
| Power factor | > 0.95 |
| Through wiring | Single power cord entry |
| Operating temperature | -40...50°C |
| Power cord | 20" of outdoor use rated flexible power cord |
| Notes | 3000K CCT or warmer must be selected to be DarkSky International certified. |

| | | | | | | | |
|-----------------------------------|--|------|--|------|--|----------|--|
| Project name | | | | Type | | Quantity | |
| Date | | Note | | | | | |
| LW2042.863-US-T5-700-740-__-__-__ | | | | | | | |

| Light distribution | Rated input power | Color temperature | Control | Product colors |
|---|-----------------------|-------------------------------|--------------------------|---|
| [T5] Type V - 117° | [700] 100 W | [740] 4000 K CRI 70 | [ONOFF] On/Off | [HM1]  Black |
| [P4] Pedestrian crosswalk distribution - 20x78° | [350] 50 W | [827] 2700 K CRI 80 | [0-10V] 0-10V | [HM2]  Dark gray |
| [T1] Type I - 111x48° | [500] 72 W | [830] 3000 K CRI 80 | | [HM3]  Anthracite gray |
| [T2] Type II - 133x48° | | [840] 4000 K CRI 80 | | [HM4]  Light gray |
| [T2] Type II - 149x54° | | | | [HM5]  White |
| [T3] Type III - 143x63° | | | | [HM6]  Bronze |
| [T4] Type IV - 117x64° | | | | [CC]  Custom color (Please specify RAL code) |
| Extras | | | | |
| Luminaire body options | | | | |
| [DPC] Double powder coating | | | | |