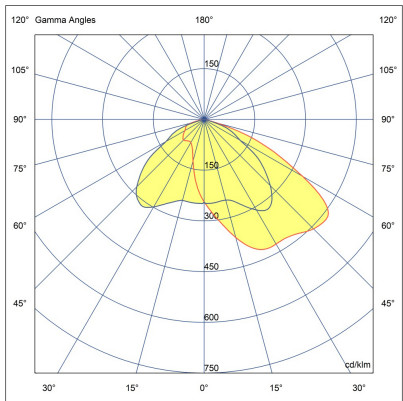
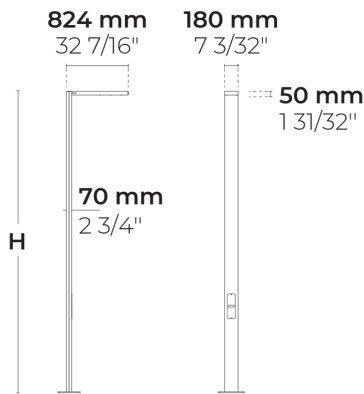


# PRIFMA AFX 3 Module



LL2042.863-US-T4-700-840



[T4]  
Type IV

## Configuration

Light distribution	[T4] 117x64°
Delivered lumens flux	11230 lm
Rated input power	100 W
Color temperature	4000 K CRI 80
Luminaire efficacy	117 lm/W
Lamp	48 LED
Color Deviation	4 SDCM
BUG rating	B2-U1-G2
Lifetime L90 (hour)	>102,000
Lifetime L80 (hour)	>102,000

## Options

## Technical information

Mounting	Surface mountable
Housing	Corrosion resistant, marine grade aluminum housing
Finishing	Chromate conversion pretreatment followed by electrostatic powder coating
Fasteners	Stainless steel (AISI 304 / EN 1.4301 grade)
Gasket	Liquid silicone
Lens / Reflector	PMMA lens with high optical efficiency
Glass / Diffusor	Tempered safety glass
Impact protection	IK08
Ingress protection	IP66
Input voltage	120-277V 50/60Hz
Insulation class	Class I
Weight	56.16 lbs (10'), 68.24 lbs (13'), 80.32 lbs (16.5'), 92.4 lbs (20')
LED module	High power LEDs on metal-core PCB
Driver	Internal LED driver
Driver surge protection	6/6 kV
Power factor	> 0.95
Through wiring	Single power cord entry
Operating temperature	-40...50°C
Power cord	20" of outdoor use rated flexible power cord
Pole detail	Poles are supplied with flange plate. Flange cover and anchorage can be ordered separately. Embedded base is optional
Notes	3000K CCT or warmer must be selected to be DarkSky International certified.

# Poles (Included)








---

## Product specific poles with base plate



Configuration code	Height	Diameter / Dimensions	Spigot / End diameter
PAFD.R03.T001-H5	16.4'	7.1x2.8"	
PAFD.R03.T001-H6	19.7'	7.1x2.8"	

Project name				Type		Quantity	
Date		Note					
LL2042.863-US-T4-700-840-__-__-__-__							

Light distribution	Rated input power	Color temperature	Control	Product colors
<b>[T4]</b> Type IV - 117x64°	<b>[700]</b> 100 W	<b>[840]</b> 4000 K CRI 80	<b>[ONOFF]</b> On/Off	<b>[HM1]</b> Black 
<b>[P4]</b> Pedestrian crosswalk distribution - 20x78°	<b>[350]</b> 50 W	<b>[827]</b> 2700 K CRI 80	<b>[0-10V]</b> 0-10V	<b>[HM2]</b> Dark gray 
<b>[T1]</b> Type I - 111x48°	<b>[500]</b> 72 W	<b>[830]</b> 3000 K CRI 80		<b>[HM3]</b> Anthracite gray 
<b>[T2]</b> Type II - 133x48°		<b>[740]</b> 4000 K CRI 70		<b>[HM4]</b> Light gray 
<b>[T2]</b> Type II - 149x54°				<b>[HM5]</b> White 
<b>[T3]</b> Type III - 143x63°				<b>[HM6]</b> Bronze 
<b>[T5]</b> Type V - 117°				<b>[CC]</b> Custom color (Please specify RAL code) 
<b>Height</b>	<b>Extras</b>			
<b>[H5]</b> 16.4'	<b>Luminaire body options</b>			
	<b>[DPC]</b> Double powder coating			
	<b>[HC]</b>			