
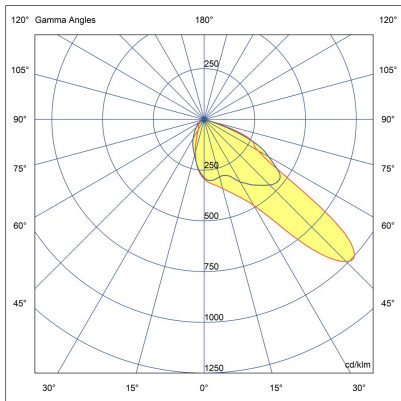
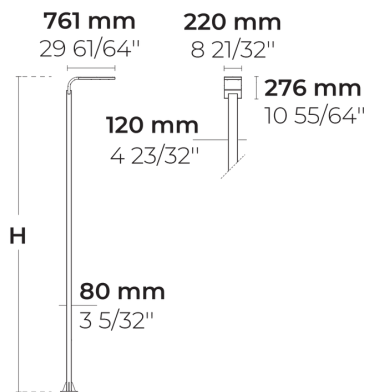


TILA S AFX 3 Module



LL2030.863-EN-P4-700-740-ONOFF



[P4]

Pedestrian crosswalk
distribution

Configuration

Light distribution	[P4] 20x78°
Delivered lumens flux	13610 lm
Rated input power	100 W
Color temperature	4000 K CRI 70
Luminaire efficacy	130 lm/W
Lamp	48 LED
Color Deviation	4 SDCM
BUG rating	B3-U1-G2
Lifetime L90 (hour)	>102,000
Lifetime L80 (hour)	>102,000

Options

Technical information

Mounting	Direct pole or side bracket mountable. Tenon: Ø2 1/4" x 4"
Housing	Corrosion resistant, marine grade aluminum housing
Finishing	Chromate conversion pretreatment followed by electrostatic powder coating
Fasteners	Stainless steel (AISI 304 / EN 1.4301 grade)
Gasket	Liquid silicone
Lens / Reflector	PMMA lens with high optical efficiency
Glass / Diffusor	Tempered safety glass
Impact protection	IK08
Ingress protection	IP66
Input voltage	220-240V 50/60Hz
Insulation class	Class I
Weight	27.42 kg (5 m), 30.57 kg (6 m)
LED module	High power LEDs on metal-core PCB
Driver	Internal LED driver
Driver surge protection	10/6 kV
Power factor	> 0.95
Through wiring	Single power cord entry
Operating temperature	-40...50°C
Power cord	20" of outdoor use rated flexible power cord
Packing box dimensions	40*35*7 cm
Pole detail	Poles are supplied with flange plate. Flange cover and anchorage can be ordered separately.

Notes

QUICK SHIP: Some variants will be delivered
faster. Please consult the factory.








Poles (Included)

Product specific poles with base plate



Configuration code	Height	Diameter / Dimensions	Spigot / End diameter
PAFD.R02.T001.T00 2-H5	16.4'	4.7x3.1"	
PAFD.R02.T001.T00 2-H6	19.7'	4.7x3.1"	

Project name					Type		Quantity	
Date			Note					
LL2030.863-EN-P4-700-740-ONOFF-__-__-__-__								

Light distribution	Rated input power	Color temperature	Control	Product colors	
[P4] Pedestrian crosswalk distribution - 20x78° [T1] Type I - 111x48° [T2] Type II - 133x48° [T2] Type II - 149x54° [T3] Type III - 143x63° [T4] Type IV - 117x64° [T5] Type V - 117°	[700] 100 W	[740] 4000 K CRI 70	[ONOFF] On/Off	[HM1] Black	
	[350] 50 W	[827] 2700 K CRI 80		[HM2] Dark gray	
	[500] 72 W	[830] 3000 K CRI 80		[HM3] Anthracite gray	
		[840] 4000 K CRI 80		[HM4] Light gray	
				[HM5] White	
				[HM6] Bronze	
				[CC] Custom color (Please specify RAL code)	
Height	Extras				
[H5] 16.4' [H6] 19.7' [HC]	Consult the factory				
	[UNI] 120-277V 50/60Hz				
	Luminaire body options				
	[DPC] Double powder coating				