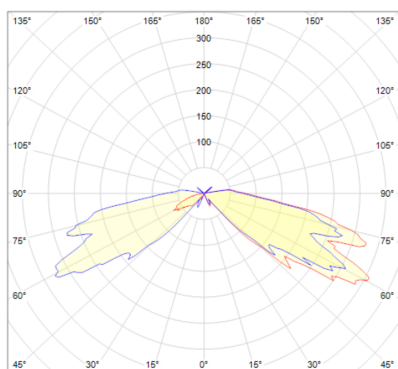
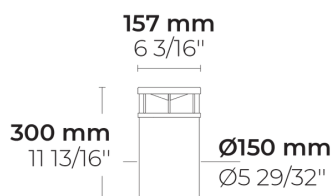
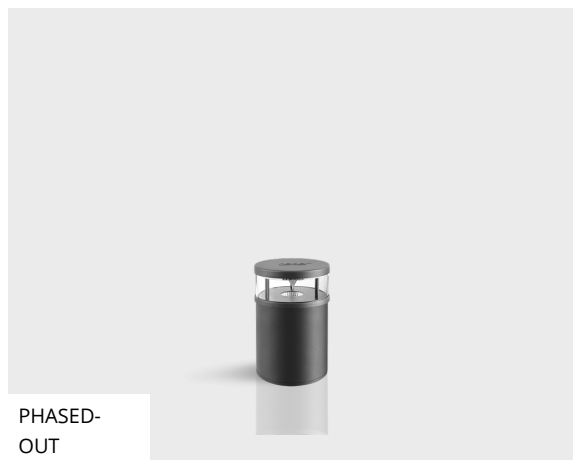


LB7032.693-EN-SYM-3L-700-830-ONOFF



[SYM-3L]

Symmetric, Special  
effect: 3 lines

## Configuration

Light distribution	[SYM-3L] 360x165°
Delivered lumens flux	479 lm
Rated input power	10 W
Color temperature	3000 K CRI 80
Luminaire efficacy	48 lm/W
Lamp	1 LED
Color Deviation	3 SDCM
BUG rating	B1-U2-G1
Lifetime L90 (hour)	>60,000
Lifetime L80 (hour)	>60,000

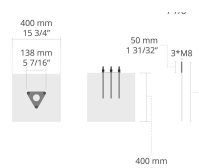
## Options

## Technical information

Mounting	Surface mountable
Housing	Corrosion resistant, marine grade aluminum housing
Finishing	Chromate conversion pretreatment followed by electrostatic powder coating
Fasteners	Stainless steel (AISI 304 / EN 1.4301 grade)
Gasket	Silicone
Lens / Reflector	High reflectance aluminium coating
Glass / Diffusor	Custom Design PMMA Diffusor
Impact protection	IK05
Ingress protection	IP65
Input voltage	220-240V 50/60Hz
Insulation class	Class I
Weight	2.52 kg
LED module	Multi-chip high power LEDs on metal-core PCB
Driver	Internal LED driver
Driver surge protection	1/1 kV
Power factor	> 0.91
Through wiring	Single power cord entry
Operating temperature	-25...50°C
Power cord	20" of outdoor use rated flexible power cord








# Accessories (To be ordered separately)

## Anchor bolts



612J014  
612J014

Project name					Type		Quantity	
Date			Note					
LB7032.693-EN-SYM-3L-700-830-ONOFF-__-__-__								

Light distribution	Rated input power	Color temperature	Control	Product colors	
<b>[SYM-3L]</b> Symmetric, Special effect: 3 lines - 360x165°	<b>[700]</b> 10 W	<b>[830]</b> 3000 K CRI 80	<b>[ONOFF]</b> On/Off	<b>[HM1]</b> Black	
<b>[SYM-3L]</b> Symmetric, Special effect: 3 lines - 165°		<b>[827]</b> 2700 K CRI 80		<b>[HM2]</b> Dark gray	
		<b>[740]</b> 4000 K CRI 70		<b>[HM3]</b> Anthracite gray	
		<b>[840]</b> 4000 K CRI 80		<b>[HM4]</b> Light gray	
				<b>[HM5]</b> White	
				<b>[HM6]</b> Bronze	
				<b>[CC]</b> Custom color (Please specify RAL code)	
<b>Height</b>	<b>Extras</b>	<b>Accessories</b> ( <i>To be ordered separately</i> )			
<b>[H0.30]</b> 0.9'	<b>Luminaire body options</b>	<b>Anchor bolts</b>			
	<b>[DPC]</b> Double powder coating	<b>[612J014]</b> 612J014			