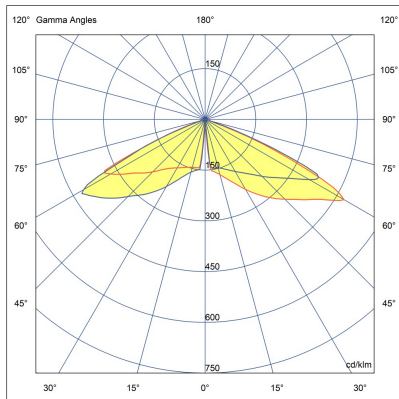
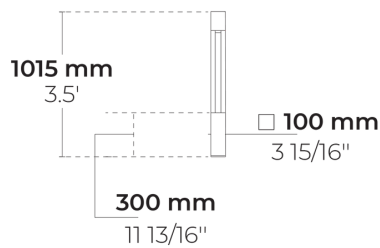


LB6054.693-US-SYM-4L-700-830-UNI-C1



[SYM-4L]

Symmetric, Special
effect: 4 lines

Variant

Light distribution	[SYM-4L] 120°
Delivered lumens flux	348 lm
Rated input power	10 W
Colour temperature	3000 K CRI 80
Luminaire efficacy	38 lm/W
Lamp	1 LED
MacAdam Ellipse	3 SDCM
BUG rating	B0-U1-G0
ULOR	0.65
Lifetime L90B50 (hour)	>72,600
Lifetime L80B50 (hour)	>72,600

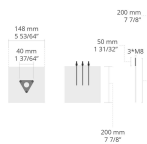
Options

Technical information

Mounting	Surface mountable
Housing	Corrosion resistant, extruded, marine grade aluminum housing
Finishing	Chromate conversion pretreatment followed by electrostatic powder coating
Fasteners	Stainless steel (AISI 304 / EN 1.4301 grade)
Gasket	Liquid silicone
Lens / Reflector	PMMA lens with high optical efficiency
Glass / Diffusor	Tempered safety glass
Impact protection	IK05
Ingress protection	IP65
Input voltage	120-277V 50/60Hz
Insulation class	Class I
Weight	7.7 lbs
LED module	Multi-chip high power LEDs on metal-core PCB
Driver	Internal LED driver
Driver surge protection	4/2 kV
Power factor	> 0.90
Through wiring	Single cable entry
Operating temperature	-40...50°C
Cable	0.5 m of flexible cable

Accessories (To be ordered separately)

Anchorage



628I001

628I001

Project name		Type		Quantity	
Date		Note			
LB6054.693-US-SYM-4L-700-830-__-UNI-C1-__-__-__					

Light distribution	Rated input power	Colour temperature	Control	Product colours
[SYM-4L] Symmetric, Special effect: 4 lines - 120°	[700] 10 W	[830] 3000 K CRI 80	[ONOFF] On/Off	[HM1] Black
	[350] 6.5 W	[827] 2700 K CRI 80 [740] 4000 K CRI 70 [840] 4000 K CRI 80	[0-10V] 0-10V	[HM2] Dark grey [HM3] Anthracite grey [HM4] Light grey [HM5] White [HM6] Bronze [CC] Custom colour (Please specify RAL code)
Height	Extras	Accessories (<i>To be ordered separately</i>)		
[H1] 1m	Luminaire body options	Anchorage		
[HC]	[DPC] Double powder coating	[628I001] 628I001		