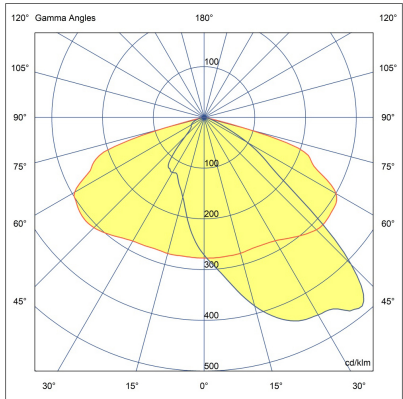
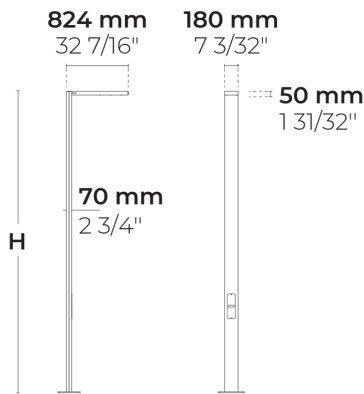


# PRIFMA AFX 3 Module



LL2042.863-EN-T2-2-500-840



[T2]  
Type II

## Configuration

Light distribution	[T2] 149x54°
Delivered lumens flux	8800 lm
Rated input power	72 W
Color temperature	4000 K CRI 80
Luminaire efficacy	117 lm/W
Lamp	48 LED
Color Deviation	4 SDCM
BUG rating	B2-U0-G1
Lifetime L90 (hour)	>102,000
Lifetime L80 (hour)	>102,000

## Options

## Technical information

Mounting	Surface mountable
Housing	Corrosion resistant, marine grade aluminum housing
Finishing	Chromate conversion pretreatment followed by electrostatic powder coating
Fasteners	Stainless steel (AISI 304 / EN 1.4301 grade)
Gasket	Liquid silicone
Lens / Reflector	PMMA lens with high optical efficiency
Glass / Diffusor	Tempered safety glass
Impact protection	IK08
Ingress protection	IP66
Input voltage	220-240V 50/60Hz
Insulation class	Class I
Weight	25.53 kg (3 m), 31.02 kg (4 m), 36.51 kg (5 m), 42 kg (6 m)
LED module	High power LEDs on metal-core PCB
Driver	Internal LED driver
Driver surge protection	10/6 kV
Power factor	> 0.97
Through wiring	Single power cord entry
Operating temperature	-40...50°C
Power cord	20" of outdoor use rated flexible power cord
Packing box dimensions	19*8*77 cm
Pole detail	Poles are supplied with flange plate. Flange cover and anchorage can be ordered separately. Embedded base is optional

# Poles (Included)

---









## Product specific poles with base plate



Configuration code	Height	Diameter / Dimensions	Spigot / End diameter
PAFD.R03.T001-H5	16.4'	7.1x2.8"	
PAFD.R03.T001-H6	19.7'	7.1x2.8"	

Project name				Type		Quantity	
Date		Note					

LL2042.863-EN-T2-2-500-840-
- - - - -

Light distribution	Rated input power	Color temperature	Control	Product colors
<b>[T2]</b> Type II - 149x54°	<b>[500]</b> 72 W	<b>[840]</b> 4000 K CRI 80	<b>[ONOFF]</b> On/Off	<b>[HM1]</b>  Black
<b>[P4]</b> Pedestrian crosswalk distribution - 20x78°	<b>[350]</b> 50 W	<b>[827]</b> 2700 K CRI 80	<b>[DALI]</b> DALI	<b>[HM2]</b>  Dark gray
<b>[T1]</b> Type I - 111x48°	<b>[700]</b> 100 W	<b>[830]</b> 3000 K CRI 80		<b>[HM3]</b>  Anthracite gray
<b>[T2]</b> Type II - 133x48°		<b>[740]</b> 4000 K CRI 70		<b>[HM4]</b>  Light gray
<b>[T3]</b> Type III - 143x63°				<b>[HM5]</b>  White
<b>[T4]</b> Type IV - 117x64°				<b>[HM6]</b>  Bronze
<b>[T5]</b> Type V - 117°				<b>[CC]</b>  Custom color (Please specify RAL code)
				<b>[WD]</b>  Wooden
Height	Extras			
<b>[H5]</b> 16.4'	<b>Light output</b>			
<b>[H6]</b> 19.7'	<b>[BS]</b> Backlight Shield			
<b>[HC]</b>	<b>[CLO]</b> Constant light output			
	<b>Consult the factory</b>			
	<b>[UNI]</b> 120-277V 50/60Hz			
	<b>Luminaire body options</b>			
	<b>[DPC]</b> Double powder coating			