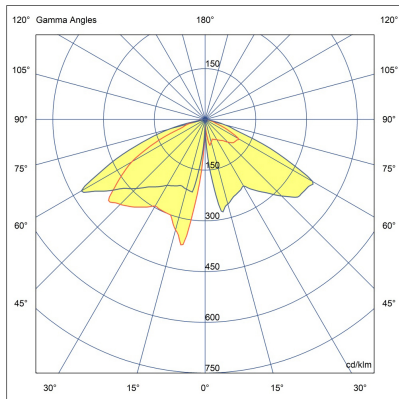
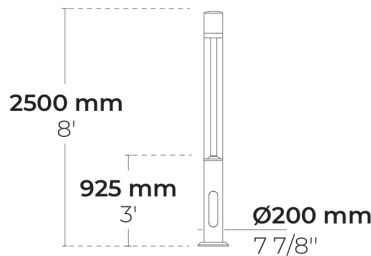


LB6052.509-US-SYM-3L-700-830-UNI-C1



[SYM-3L]

Symmetric, Special
effect: 3 lines

Variant

Light distribution	[SYM-3L] 38x117°
Delivered lumens flux	1531 lm
Rated input power	29 W
Colour temperature	3000 K CRI 80
Luminaire efficacy	54 lm/W
Lamp	3 LED
MacAdam Ellipse	4 SDCM
Lifetime L90B50 (hour)	>72,600
Lifetime L80B50 (hour)	>72,600

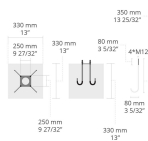
Options

Technical information

Housing	Corrosion resistant, marine grade aluminum housing
Finishing	Chromate conversion pretreatment followed by electrostatic powder coating
Fasteners	Stainless steel (AISI 304 / EN 1.4301 grade)
Gasket	Liquid silicone
Lens / Reflector	PMMA lens with high optical efficiency
Glass / Diffusor	Tempered safety glass
Impact protection	IK05
Ingress protection	IP65
Input voltage	120-277V 50/60Hz
Insulation class	Class I
Weight	68 lbs
LED module	Multi-chip high power LEDs on metal-core PCB
Driver	Internal LED driver
Driver surge protection	6/6 kV
Power factor	> 0.95
Through wiring	Single cable entry
Operating temperature	-40...50°C

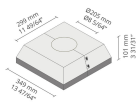
Accessories (To be ordered separately)

Anchorage










90CJ001
90CJ001

Flange covers



C1J2K
C1J2K

Project name		Type		Quantity	
Date		Note			
LB6052.509-US-SYM-3L-700-830-__-UNI-C1-__-__					

Light distribution	Rated input power	Colour temperature	Control	Product colours
[SYM-3L] Symmetric, Special effect: 3 lines - 38x117°	[700] 29 W	[830] 3000 K CRI 80	[ONOFF] On/Off	[HM1] Black 
	[350] 15 W	[827] 2700 K CRI 80 [740] 4000 K CRI 70 [840] 4000 K CRI 80	[0-10V] 0-10V	[HM2] Dark grey  [HM3] Anthracite grey  [HM4] Light grey  [HM5] White  [HM6] Bronze  [CC]  Custom colour (Please specify RAL code)
Extras	Accessories (<i>To be ordered separately</i>)			
Luminaire body options	Anchorage			
	[90CJ001] 90CJ001			
[DPC] Double powder coating	Flange covers			
	[C1J2K] C1J2K			