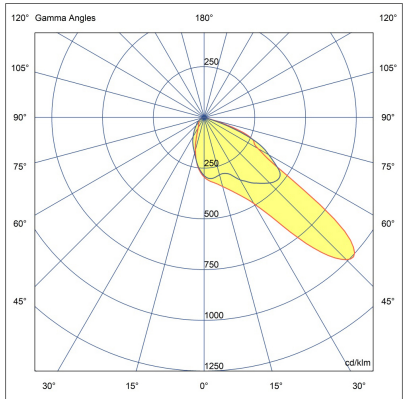
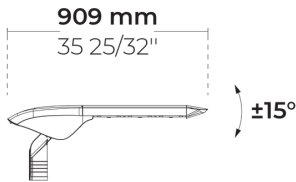


# D-LIGHT AFX 3 Module



LL2023.863-EN-P4-500-730



[P4]

Pedestrian crosswalk distribution

## Configuration

Light distribution	[P4] 20x78°
Delivered lumens flux	9645 lm
Rated input power	72 W
Color temperature	3000 K CRI 70
Luminaire efficacy	128 lm/W
Lamp	48 LED
Color Deviation	3 SDCM
BUG rating	B2-U1-G1
Lifetime L90 (hour)	>102,000
Lifetime L80 (hour)	>102,000

## Options

## Technical information

Mounting	Direct pole or side bracket mountable. Tenon: Ø2 1/4" x 4"
Tilt angle	+15°/-15°
Housing	Corrosion resistant, die-cast, marine grade aluminum housing
Finishing	Chromate conversion pretreatment followed by electrostatic powder coating
Fasteners	Stainless steel (AISI 304 / EN 1.4301 grade)
Gasket	EPDM gasket (Shore A 20-25)
Lens / Reflector	PMMA lens with high optical efficiency
Glass / Diffusor	Tempered safety glass
Impact protection	IK08
Ingress protection	IP66
Input voltage	220-240V 50/60Hz
Insulation class	Class I
Wind catching area (EPA)	0.08 m <sup>2</sup>
Weight	8.68 kg
LED module	High power LEDs on metal-core PCB
Driver	Internal LED driver
Driver surge protection	10/6 kV
Power factor	> 0.98
Through wiring	Single power cord entry
Operating temperature	-40...50°C
Power cord	20" of outdoor use rated flexible power cord
Packing box dimensions	100*20*16 cm
Pole detail	Poles are supplied with flange plate. Flange cover and anchorage can be ordered separately. Embedded base is optional
Notes	This product can be supplied with Insulation class (Class II) upon request. Please contact factory.

Poles (To be ordered separately)

Round tapered aluminum poles with base plate

	Product code	Height	Diameter / Dimensions	Spigot / End diameter
	PAFK.D114	10', 13.1', 16.4'	Ø4 1/2"	Ø2 3/8", Ø3"
	PAFK.D122	13.1', 16.4', 19.7'	Ø5"	Ø2 3/8", Ø3"
	PAFK.D148	19.7', 23.0', 26.2'	Ø6"	Ø2 3/8", Ø3"
	PAFK.D165	19.7', 23.0', 26.2', 29.5'	Ø6 1/2"	Ø3 1/2", Ø3"
	PAFK.D180	26.2', 29.5', 32.8'	Ø7"	Ø3 1/2", Ø3"
	PAFK.D200	32.8', 36.1', 39.4'	Ø7 7/8"	Ø3 1/2", Ø3"

Round tapered aluminum poles (direct burial)

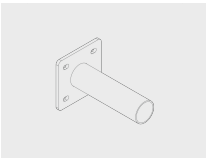
	Product code	Height	Diameter / Dimensions	Spigot / End diameter
	PABK.D114	10', 13.1', 16.4'	Ø4 1/2"	Ø2 3/8", Ø3"
	PABK.D122	13.1', 16.4', 19.7', 23.0'	Ø5"	Ø2 3/8", Ø3"
	PABK.D148	19.7', 23.0', 26.2'	Ø6"	Ø2 3/8", Ø3"
	PABK.D165	19.7', 23.0', 26.2', 29.5'	Ø6 1/2"	Ø3 1/2", Ø3"
	PABK.D180	26.2', 29.5', 32.8'	Ø7"	Ø3 1/2", Ø3"
	PABK.D200	32.8', 36.1', 39.4'	Ø7 7/8"	Ø3 1/2", Ø3"

Round cylindrical aluminum poles with base plate

	Product code	Height	Diameter / Dimensions	Spigot / End diameter
	PAFC.D114	10', 13.1', 16.4'	Ø4 1/2"	Ø4 1/2"
	PAFC.D122	10', 13.1', 16.4', 19.7'	Ø5"	Ø4 51/64"
	PAFC.D148	19.7', 23.0', 26.2'	Ø6"	Ø5 7/8"
	PAFC.D165	19.7', 23.0', 26.2', 29.5'	Ø6 1/2"	Ø6 1/2"

Accessories (To be ordered separately)

Mounting accessories



Wall mounting bracket

B6A.03.03.01001.0220

Project name				Type		Quantity	
Date		Note					

LL2023.863-EN-P4-500-730-

Light distribution	Rated input power	Color temperature	Control	Product colors
<div> <div>[P4]</div> <div>Pedestrian crosswalk distribution - 20x78°</div> </div> <div> <div>[T1]</div> <div>Type I - 111x48°</div> </div> <div> <div>[T2]</div> <div>Type II - 133x48°</div> </div> <div> <div>[T2]</div> <div>Type II - 149x54°</div> </div> <div> <div>[T3]</div> <div>Type III - 143x63°</div> </div> <div> <div>[T4]</div> <div>Type IV - 117x64°</div> </div> <div> <div>[T5]</div> <div>Type V - 117°</div> </div>	<div> <div>[500]</div> <div>72 W</div> </div> <div> <div>[350]</div> <div>50 W</div> </div> <div> <div>[700]</div> <div>100 W</div> </div>	<div> <div>[730]</div> <div>3000 K CRI 70</div> </div> <div> <div>[830]</div> <div>3000 K CRI 80</div> </div> <div> <div>[740]</div> <div>4000 K CRI 70</div> </div>	<div> <div>[ONOFF]</div> <div>On/Off</div> </div> <div> <div>[DALI]</div> <div>DALI</div> </div> <div> <div>[AUTO]</div> <div>AutoDIM</div> </div> <div> <div>[STEP]</div> <div>StepDIM</div> </div>	<div> <div>[HM3]</div> <div>Anthracite gray</div> <div></div> </div> <div> <div>[HM4]</div> <div>Light gray</div> <div></div> </div> <div> <div>[CC]</div> <div>Custom color (Please specify RAL code)</div> <div></div> </div>
Extras	Accessories ( <i>To be ordered separately</i> )			
External surge protection	Mounting accessories			
<div>[SP10]</div> <div>10 kV</div>	<div>[B6A.03.03.01001.0220]</div> <div>Wall mounting bracket</div>			
Connectivity				
<div>[NM7]</div> <div>7 Pin NEMA socket</div>				
Light output				
<div>[CLO]</div> <div>Constant light output</div>				
Consult the factory				
<div>[C2]</div> <div>Class II</div> <div>[UNI]</div> <div>120-277V 50/60Hz</div>				
Luminaire body options				
<div>[DPC]</div> <div>Double powder coating</div>				