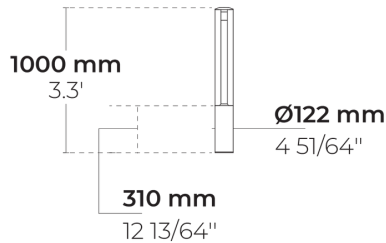


LB6051.006-EN-SYM-3L-930-ONOFF-EN-C1



[SYM-3L]

Symmetric, Special
effect: 3 lines

Variant

Light distribution	[SYM-3L]
Delivered lumens flux	390 lm
Rated input power	7.5 W
Colour temperature	3000 K CRI 90
Luminaire efficacy	52 lm/W
Lamp	1 LAMP
MacAdam Ellipse	5 SDCM
BUG rating	B0-U1-G0

Options

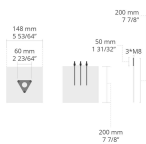
Technical information

Housing	Corrosion resistant, marine grade aluminum housing
Finishing	Chromate conversion pretreatment followed by electrostatic powder coating
Fasteners	Stainless steel (AISI 304 / EN 1.4301 grade)
Gasket	Liquid silicone
Glass / Diffusor	Tempered safety glass
Impact protection	IK05
Ingress protection	IP65
Input voltage	220-240V 50/60Hz
Insulation class	Class I
Weight	3.6 kg
Driver	Internal LED driver
Power factor	> 0.80
Through wiring	Single cable entry
Cable	0.5 m of flexible cable
Notes	

This product is supplied without a bulb as standard. The shown lighting distribution and performance are indicative but can change depending on the bulb. Please consult the factory for bulb options and availability.

Accessories (To be ordered separately)








Anchorage



628I002

628I002

Project name		Type		Quantity	
Date		Note			
LB6051.006-EN-SYM-3L-930-ONOFF-EN-C1-__-__-__					

Light distribution	Rated input power	Colour temperature	Control	Product colours
[SYM-3L] Symmetric, Special effect: 3 lines	[I] 7.5 W	[930] 3000 K CRI 90	[ONOFF] On/Off	[HM1] Black 
		[940] 4000 K CRI 90		[HM2] Dark grey 
				[HM3] Anthracite grey 
				[HM4] Light grey 
				[HM5] White 
				[HM6] Bronze 
				[CC]  Custom colour (Please specify RAL code)
Extras	Accessories (<i>To be ordered separately</i>)			
Consult the factory	Anchorages			
[UNI] 120-277V 50/60Hz	[628I002] 628I002			
Luminaire body options				
[DPC] Double powder coating				