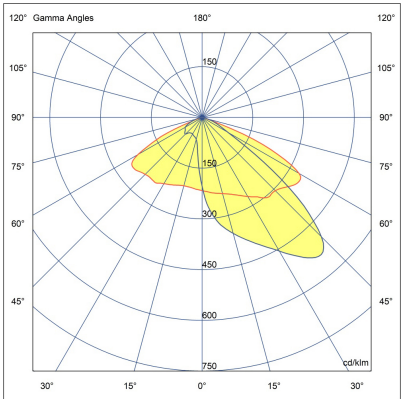
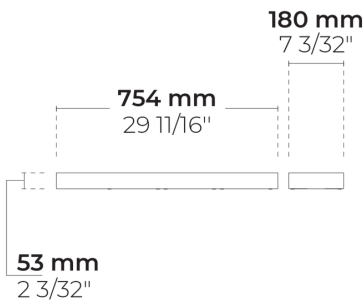



PRIFMA W AFX 3 Module



LW2042.863-EN-T2-350-740



[T2]
Type II

Configuration

Light distribution	[T2] 133x48°
Delivered lumens flux	6760 lm
Rated input power	50 W
Color temperature	4000 K CRI 70
Luminaire efficacy	133 lm/W
Lamp	48 LED
Color Deviation	4 SDCM
BUG rating	B1-U0-G1
Lifetime L90 (hour)	>102,000
Lifetime L80 (hour)	>102,000

Options

Technical information

Mounting	Wall mountable
Housing	Corrosion resistant, marine grade aluminum housing
Finishing	Chromate conversion pretreatment followed by electrostatic powder coating
Fasteners	Stainless steel (AISI 304 / EN 1.4301 grade)
Gasket	Liquid silicone
Lens / Reflector	PMMA lens with high optical efficiency
Glass / Diffusor	Tempered safety glass
Impact protection	IK08
Ingress protection	IP66
Input voltage	220-240V 50/60Hz
Insulation class	Class I
Weight	6.3 kg
LED module	High power LEDs on metal-core PCB
Driver	Internal LED driver
Driver surge protection	10/6 kV
Power factor	> 0.97
Through wiring	Single power cord entry
Operating temperature	-40...50°C
Power cord	20" of outdoor use rated flexible power cord
Packing box dimensions	19*8*77 cm

Project name				Type		Quantity	
Date		Note					
LW2042.863-EN-T2-350-740-__-__-__-__-__							

Light distribution	Rated input power	Color temperature	Control	Product colors
[T2] Type II - 133x48°	[350] 50 W	[740] 4000 K CRI 70	[ONOFF] On/Off	[HM1] Black
[P4] Pedestrian crosswalk distribution - 20x78°	[500] 72 W	[827] 2700 K CRI 80	[DALI] DALI	[HM2] Dark gray
[T1] Type I - 111x48°	[700] 100 W	[830] 3000 K CRI 80		[HM3] Anthracite gray
[T2] Type II - 149x54°		[840] 4000 K CRI 80		[HM4] Light gray
[T3] Type III - 143x63°				[HM5] White
[T4] Type IV - 117x64°				[HM6] Bronze
[T5] Type V - 117°				[CC] Custom color (Please specify RAL code)
Extras				
Light output				
[BS] Backlight Shield				
[CLO] Constant light output				
Consult the factory				
[UNI] 120-277V 50/60Hz				
Luminaire body options				
[DPC] Double powder coating				