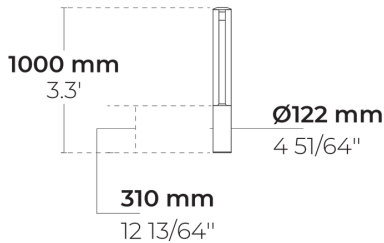


LB6051.006-EN-SYM-3L-940-ONOFF



[SYM-3L]
Symmetric, Special
effect: 3 lines

Configuration

Light distribution	[SYM-3L]
Delivered lumens flux	410 lm
Rated input power	7.5 W
Color temperature	4000 K CRI 90
Luminaire efficacy	55 lm/W
Lamp	1 LAMP
Color Deviation	5 SDCM
BUG rating	B0-U1-G0

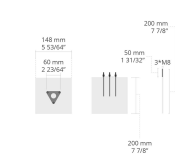
Options

Technical information

Housing	Corrosion resistant, marine grade aluminum housing
Finishing	Chromate conversion pretreatment followed by electrostatic powder coating
Fasteners	Stainless steel (AISI 304 / EN 1.4301 grade)
Gasket	Liquid silicone
Glass / Diffusor	Tempered safety glass
Impact protection	IK05
Ingress protection	IP65
Input voltage	220-240V 50/60Hz
Insulation class	Class I
Weight	3.6 kg
Driver	Internal LED driver
Power factor	> 0.80
Through wiring	Single power cord entry
Power cord	20" of outdoor use rated flexible power cord
Notes	This product is supplied without a bulb as standard. The shown lighting distribution and performance are indicative but can change depending on the bulb. Please consult the factory for bulb options and availability.








Accessories (To be ordered separately)

Anchor bolts



628I002
628I002

Project name					Type		Quantity	
Date			Note					
LB6051.006-EN-SYM-3L-940-ONOFF-__-__-__								

Light distribution	Rated input power	Color temperature	Control	Product colors	
[SYM-3L] Symmetric, Special effect: 3 lines	[I] 7.5 W	[940] 4000 K CRI 90	[ONOFF] On/Off	[HM1] Black	
		[930] 3000 K CRI 90		[HM2] Dark gray	
				[HM3] Anthracite gray	
				[HM4] Light gray	
				[HM5] White	
				[HM6] Bronze	
				[CC] Custom color (Please specify RAL code)	
Extras	Accessories (<i>To be ordered separately</i>)				
Consult the factory	Anchor bolts				
[UNI] 120-277V 50/60Hz	[628I002] 628I002				
Luminaire body options					
[DPC] Double powder coating					