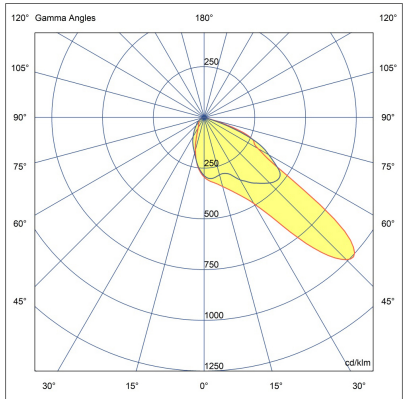
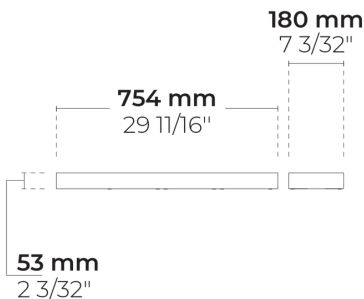



# PRIFMA W AFX 3 Module



LW2042.863-EN-P4-350-740



[P4]

Pedestrian crosswalk  
distribution

## Configuration

Light distribution	[P4] 20x78°
Delivered lumens flux	7035 lm
Rated input power	50 W
Color temperature	4000 K CRI 70
Luminaire efficacy	138 lm/W
Lamp	48 LED
Color Deviation	4 SDCM
BUG rating	B2-U0-G1
Lifetime L90 (hour)	>102,000
Lifetime L80 (hour)	>102,000

## Options

## Technical information

Mounting	Wall mountable
Housing	Corrosion resistant, marine grade aluminum housing
Finishing	Chromate conversion pretreatment followed by electrostatic powder coating
Fasteners	Stainless steel (AISI 304 / EN 1.4301 grade)
Gasket	Liquid silicone
Lens / Reflector	PMMA lens with high optical efficiency
Glass / Diffusor	Tempered safety glass
Impact protection	IK08
Ingress protection	IP66
Input voltage	220-240V 50/60Hz
Insulation class	Class I
Weight	6.3 kg
LED module	High power LEDs on metal-core PCB
Driver	Internal LED driver
Driver surge protection	10/6 kV
Power factor	> 0.97
Through wiring	Single power cord entry
Operating temperature	-40...50°C
Power cord	20" of outdoor use rated flexible power cord
Packing box dimensions	19*8*77 cm

Project name				Type		Quantity	
Date		Note					
LW2042.863-EN-P4-350-740-__-__-__-__-__-__							

Light distribution	Rated input power	Color temperature	Control	Product colors
<b>[P4]</b> Pedestrian crosswalk distribution - 20x78°  <b>[T1]</b> Type I - 111x48°  <b>[T2]</b> Type II - 133x48°  <b>[T2]</b> Type II - 149x54°  <b>[T3]</b> Type III - 143x63°  <b>[T4]</b> Type IV - 117x64°  <b>[T5]</b> Type V - 117°	<b>[350]</b> 50 W  <b>[500]</b> 72 W  <b>[700]</b> 100 W	<b>[740]</b> 4000 K CRI 70  <b>[827]</b> 2700 K CRI 80  <b>[830]</b> 3000 K CRI 80  <b>[840]</b> 4000 K CRI 80	<b>[ONOFF]</b> On/Off  <b>[DALI]</b> DALI	<b>[HM1]</b> Black  <b>[HM2]</b> Dark gray  <b>[HM3]</b> Anthracite gray  <b>[HM4]</b> Light gray  <b>[HM5]</b> White  <b>[HM6]</b> Bronze  <b>[CC]</b> Custom color (Please specify RAL code)
<b>Extras</b>				
<b>Light output</b>				
<b>[BS]</b> Backlight Shield  <b>[CLO]</b> Constant light output				
<b>Consult the factory</b>				
<b>[UNI]</b> 120-277V 50/60Hz				
<b>Luminaire body options</b>				
<b>[DPC]</b> Double powder coating				