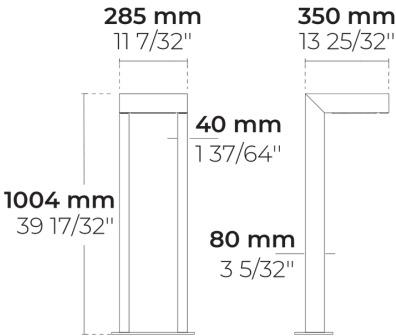


LB6049.563-EN-SYM-350-740-ONOFF



[SYM]
Symmetric

Configuration

Light distribution	[SYM] 360°
Delivered lumens flux	1000 lm
Rated input power	15 W
Color temperature	4000 K CRI 70
Luminaire efficacy	67 lm/W
Lamp	12 LED
Color Deviation	5 SDCM
BUG rating	B1-U0-G0
Lifetime L90 (hour)	>145,000
Lifetime L80 (hour)	>145,000

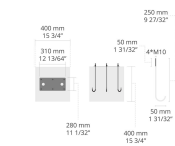
Options

Technical information

Housing	Corrosion resistant, extruded, marine grade aluminum housing
Finishing	Chromate conversion pretreatment followed by electrostatic powder coating
Fasteners	Stainless steel (AISI 304 / EN 1.4301 grade)
Glass / Diffusor	UV stable, bio-based polycarbonate diffusor
Impact protection	IK05
Ingress protection	IP65
Input voltage	220-240V 50/60Hz
Insulation class	Class I
Weight	7.11 kg
LED module	High power LEDs on metal-core PCB
Driver	Internal LED driver
Driver surge protection	1/1 kV
Power factor	> 0.90
Through wiring	Single power cord entry
Operating temperature	-30...50°C

Accessories (To be ordered separately)








Anchor bolts



626J014

626J014

Project name					Type		Quantity	
Date			Note					
LB6049.563-EN-SYM-350-740-ONOFF-__-__-__								

Light distribution	Rated input power	Color temperature	Control	Product colors	
[SYM] Symmetric - 360°	[350] 15 W	[740] 4000 K CRI 70	[ONOFF] On/Off	[HM1] Black	
		[830] 3000 K CRI 80		[HM2] Dark gray	
				[HM3] Anthracite gray	
				[HM4] Light gray	
				[HM5] White	
				[HM6] Bronze	
				[CC] Custom color (Please specify RAL code)	
Extras	Accessories (<i>To be ordered separately</i>)				
Consult the factory	Anchor bolts				
[UNI] 120-277V 50/60Hz	[626J014] 626J014				
Luminaire body options					
[DPC] Double powder coating					