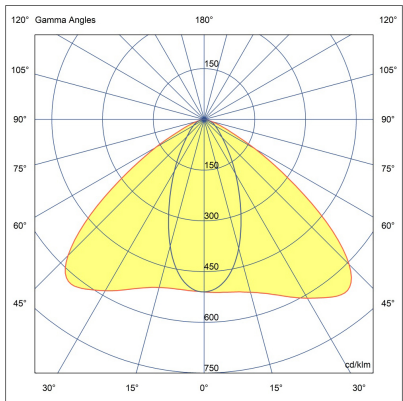
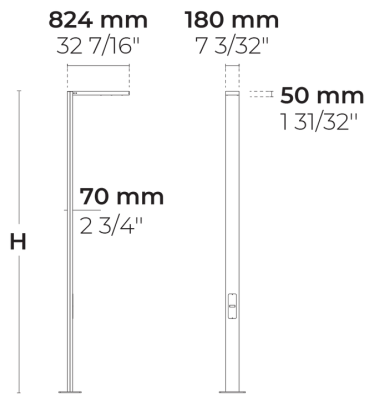


PRIFMA AFX 3 Module



LL2042.863-EN-T1-350-830



[T1]
Type I

Configuration

Light distribution	[T1] 111x48°
Delivered lumens flux	6350 lm
Rated input power	50 W
Color temperature	3000 K CRI 80
Luminaire efficacy	125 lm/W
Lamp	48 LED
Color Deviation	3 SDCM
BUG rating	B3-U1-G1
Lifetime L90 (hour)	>102,000
Lifetime L80 (hour)	>102,000

Options

Technical information

Mounting	Surface mountable
Housing	Corrosion resistant, marine grade aluminum housing
Finishing	Chromate conversion pretreatment followed by electrostatic powder coating
Fasteners	Stainless steel (AISI 304 / EN 1.4301 grade)
Gasket	Liquid silicone
Lens / Reflector	PMMA lens with high optical efficiency
Glass / Diffusor	Tempered safety glass
Impact protection	IK08
Ingress protection	IP66
Input voltage	220-240V 50/60Hz
Insulation class	Class I
Weight	25.53 kg (3 m), 31.02 kg (4 m), 36.51 kg (5 m), 42 kg (6 m)
LED module	High power LEDs on metal-core PCB
Driver	Internal LED driver
Driver surge protection	10/6 kV
Power factor	> 0.97
Through wiring	Single power cord entry
Operating temperature	-40...50°C
Power cord	20" of outdoor use rated flexible power cord
Packing box dimensions	19*8*77 cm
Pole detail	Poles are supplied with flange plate. Flange cover and anchorage can be ordered separately. Embedded base is optional

Poles (Included)









Product specific poles with base plate



Configuration code	Height	Diameter / Dimensions	Spigot / End diameter
PAFD.R03.T001-H5	16.4'	7.1x2.8"	
PAFD.R03.T001-H6	19.7'	7.1x2.8"	

Project name					Type		Quantity	
Date		Note						

LL2042.863-EN-T1-350-830- - - - -

Light distribution	Rated input power	Color temperature	Control	Product colors
[T1] Type I - 111x48°	[350] 50 W	[830] 3000 K CRI 80	[ONOFF] On/Off	[HM1] Black 
[P4] Pedestrian crosswalk distribution - 20x78°	[500] 72 W	[827] 2700 K CRI 80	[DALI] DALI	[HM2] Dark gray 
[T2] Type II - 133x48°	[700] 100 W	[740] 4000 K CRI 70		[HM3] Anthracite gray 
[T2] Type II - 149x54°		[840] 4000 K CRI 80		[HM4] Light gray 
[T3] Type III - 143x63°				[HM5] White 
[T4] Type IV - 117x64°				[HM6] Bronze 
[T5] Type V - 117°				[CC] Custom color (Please specify RAL code) 
				[WD] Wooden 
Height	Extras			
[H5] 16.4' [H6] 19.7' [HC]	Light output			
	[BS] Backlight Shield			
	[CLO] Constant light output			
	Consult the factory			
	[UNI] 120-277V 50/60Hz			
	Luminaire body options			
	[DPC] Double powder coating			