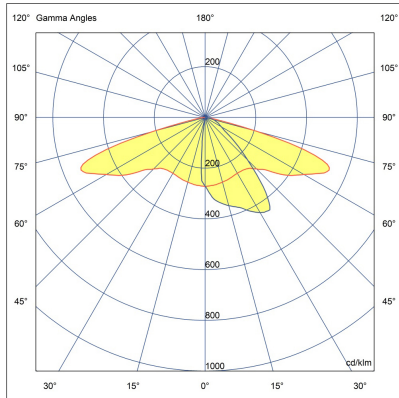
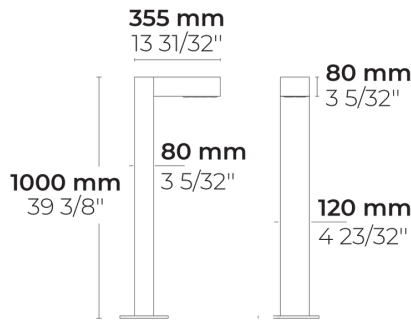


DOMINI 12 LED

CE UK CA IK05 IP65



LB6047.551-EN-T2-350-830-ONOFF-EN-C1



[T2]

Type II, Asymmetric,
Side throw

Variant

Light distribution	[T2] 140x50°
Delivered lumens flux	1576 lm
Rated input power	15 W
Colour temperature	3000 K CRI 80
Luminaire efficacy	115 lm/W
Lamp	12 LED
MacAdam Ellipse	3 SDCM
BUG rating	B1-U0-G1
Lifetime L90B50 (hour)	>145,000
Lifetime L80B50 (hour)	>145,000

Options

Technical information

Mounting	Surface mountable
Housing	Corrosion resistant, extruded, marine grade aluminum housing
Finishing	Chromate conversion pretreatment followed by electrostatic powder coating
Fasteners	Stainless steel (AISI 304 / EN 1.4301 grade)
Gasket	Silicone
Lens / Reflector	PMMA lens with high optical efficiency
Glass / Diffusor	Custom Design PMMA Diffusor
Impact protection	IK05
Ingress protection	IP65
Input voltage	220-240V 50/60Hz
Insulation class	Class I
Weight	5.8 kg
LED module	High power LEDs on metal-core PCB
Driver	Internal LED driver
Driver surge protection	1/1 kV
Power factor	> 0.90
Through wiring	Single cable entry
Operating temperature	-30...50°C
Cable	0.5 m of flexible cable

HPR Pazarlama A.Ş.
Başkent OSB 22. Cd. No: 2, Malıköy, Temelli,
Sincan, 06909 Ankara, Turkey
+90 312 267 54 30
info@hepergroup.com

HEPER Europe GmbH
Ahornweg 5a, 58675
Hemer, Germany
+49 237 2901 2975
infoEU@hepergroup.com

We reserve the right to change specifications without prior written notice. Edition: 18.05.2024.
For current version visit heperlighting.com. All flux (±%7 tolerance) and power values (±%10 tolerance) are derived following appropriate IES, CIE, and applicable standards.

Accessories (To be ordered separately)








Anchorage



90AJ001

90AJ001

Project name		Type		Quantity	
Date		Note			
LB6047.551-EN-T2-350-830-ONOFF-EN-C1-__-__-__					

Light distribution	Rated input power	Colour temperature	Control	Product colours
[T2] Type II, Asymmetric, Side throw - 140x50°	[350] 15 W	[830] 3000 K CRI 80	[ONOFF] On/Off	[HM1] Black 
		[740] 4000 K CRI 70		[HM2] Dark grey 
				[HM3] Anthracite grey 
				[HM4] Light grey 
				[HM5] White 
				[HM6] Bronze 
				[CC]  Custom colour (Please specify RAL code)
Extras	Accessories (<i>To be ordered separately</i>)			
Consult the factory	Anchorages			
[UNI] 120-277V 50/60Hz	[90AJ001] 90AJ001			
Luminaire body options				
[DPC] Double powder coating				