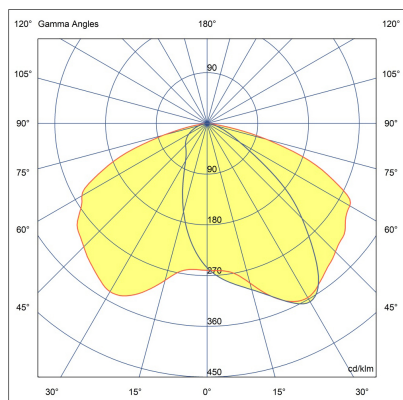
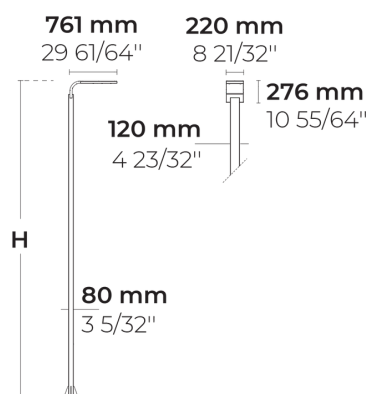


# TILA S AFX 3 Module



LL2030.863-EN-T3-350-740-ONOFF



[T3]  
Type III

## Configuration

Light distribution	[T3] 143x63°
Delivered lumens flux	6470 lm
Rated input power	50 W
Color temperature	4000 K CRI 70
Luminaire efficacy	127 lm/W
Lamp	48 LED
Color Deviation	3 SDCM
BUG rating	B2-U0-G1
Lifetime L90 (hour)	>102,000
Lifetime L80 (hour)	>102,000

## Options

## Technical information

Mounting	Direct pole or side bracket mountable. Tenon: Ø2 1/4" x 4"
Housing	Corrosion resistant, marine grade aluminum housing
Finishing	Chromate conversion pretreatment followed by electrostatic powder coating
Fasteners	Stainless steel (AISI 304 / EN 1.4301 grade)
Gasket	Liquid silicone
Lens / Reflector	PMMA lens with high optical efficiency
Glass / Diffusor	Tempered safety glass
Impact protection	IK08
Ingress protection	IP66
Input voltage	220-240V 50/60Hz
Insulation class	Class I
Weight	27.42 kg (5 m), 30.57 kg (6 m)
LED module	High power LEDs on metal-core PCB
Driver	Internal LED driver
Driver surge protection	10/6 kV
Power factor	> 0.95
Through wiring	Single power cord entry
Operating temperature	-40...50°C
Power cord	20" of outdoor use rated flexible power cord
Packing box dimensions	40*35*7 cm
Pole detail	Poles are supplied with flange plate. Flange cover and anchorage can be ordered separately. Embedded base is optional
Notes	QUICK SHIP: Some variants will be delivered faster. Please consult the factory.

# Poles (Included)








---

## Product specific poles with base plate



Configuration code	Height	Diameter / Dimensions	Spigot / End diameter
PAFD.R02.T001.T00 2-H5	16.4'	4.7x3.1"	
PAFD.R02.T001.T00 2-H6	19.7'	4.7x3.1"	

Project name					Type		Quantity	
Date			Note					
LL2030.863-EN-T3-350-740-ONOFF-__-__-__-__								

Light distribution	Rated input power	Color temperature	Control	Product colors	
<b>[T3]</b> Type III - 143x63°	<b>[350]</b> 50 W	<b>[740]</b> 4000 K CRI 70	<b>[ONOFF]</b> On/Off	<b>[HM1]</b> Black	
<b>[P4]</b> Pedestrian crosswalk distribution - 20x78°	<b>[500]</b> 72 W	<b>[827]</b> 2700 K CRI 80		<b>[HM2]</b> Dark gray	
<b>[T1]</b> Type I - 111x48°	<b>[700]</b> 100 W	<b>[830]</b> 3000 K CRI 80		<b>[HM3]</b> Anthracite gray	
<b>[T2]</b> Type II - 133x48°		<b>[840]</b> 4000 K CRI 80		<b>[HM4]</b> Light gray	
<b>[T2]</b> Type II - 149x54°				<b>[HM5]</b> White	
<b>[T4]</b> Type IV - 117x64°				<b>[HM6]</b> Bronze	
<b>[T5]</b> Type V - 117°				<b>[CC]</b> Custom color (Please specify RAL code)	
<b>Height</b>	<b>Extras</b>				
<b>[H5]</b> 16.4'	<b>Consult the factory</b>				
	<b>[UNI]</b> 120-277V 50/60Hz				
	<b>Luminaire body options</b>				
	<b>[DPC]</b> Double powder coating				