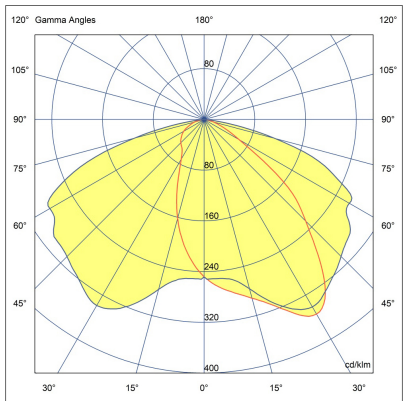
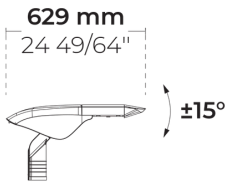


# D-LIGHT AFX 1 Module



LL2023.861-US-T3-500-730



[T3]  
Type III

## Configuration

|                       |               |
|-----------------------|---------------|
| Light distribution    | [T3] 143x63°  |
| Delivered lumens flux | 2985 lm       |
| Rated input power     | 25 W          |
| Color temperature     | 3000 K CRI 70 |
| Luminaire efficacy    | 119 lm/W      |
| Lamp                  | 16 LED        |
| Color Deviation       | 3 SDCM        |
| BUG rating            | B1-U0-G1      |
| Lifetime L90 (hour)   | >102,000      |
| Lifetime L80 (hour)   | >102,000      |

## Options

## Technical information

|                             |   |
|-----------------------------|---|
| Mounting                    | Direct pole or side bracket mountable. Tenon:<br>Ø2 1/4" x 4"   |
| Tilt angle                  | +15°/-15°   |
| Housing                     | Corrosion resistant, die-cast, marine grade<br>aluminum housing   |
| Finishing                   | Chromate conversion pretreatment followed by<br>electrostatic powder coating  |
| Fasteners                   | Stainless steel (AISI 304 / EN 1.4301 grade)  |
| Gasket                      | EPDM gasket (Shore A 20-25)   |
| Lens / Reflector            | PMMA lens with high optical efficiency  |
| Glass / Diffusor            | Tempered safety glass   |
| Impact protection           | IK08  |
| Ingress protection          | IP66  |
| Input voltage               | 120-277V 50/60Hz  |
| Insulation class            | Class I   |
| Wind catching area<br>(EPA) | 0.69 ft²  |
| Weight                      | 13.42 lbs   |
| LED module                  | High power LEDs on metal-core PCB   |
| Driver                      | Internal LED driver   |
| Driver surge<br>protection  | 4/2 kV  |
| Power factor                | > 0.90  |
| Through wiring              | Single power cord entry   |
| Operating<br>temperature    | -40...50°C  |
| Power cord                  | 20" of outdoor use rated flexible power cord  |
| Packing box<br>dimensions   | 25 63/64" * 7 7/8" * 6 11/16"   |
| Pole detail                 | Poles are supplied with flange plate. Flange<br>cover and anchorage can be ordered separately.<br>Embedded base is optional |

Poles (To be ordered separately)

Round tapered aluminum poles with base plate

|  | Product code | Height                     | Diameter / Dimensions | Spigot / End diameter |
|---|--------------|----------------------------|-----------------------|-----------------------|
|   | PAFK.D114    | 10', 13.1', 16.4'          | Ø4 1/2"               | Ø2 3/8", Ø3"          |
|   | PAFK.D122    | 13.1', 16.4', 19.7'        | Ø5"                   | Ø2 3/8", Ø3"          |
|   | PAFK.D148    | 19.7', 23.0', 26.2'        | Ø6"                   | Ø2 3/8", Ø3"          |
|   | PAFK.D165    | 19.7', 23.0', 26.2', 29.5' | Ø6 1/2"               | Ø3 1/2", Ø3"          |
|   | PAFK.D180    | 26.2', 29.5', 32.8'        | Ø7"                   | Ø3 1/2", Ø3"          |
|   | PAFK.D200    | 32.8', 36.1', 39.4'        | Ø7 7/8"               | Ø3 1/2", Ø3"          |

Round tapered aluminum poles (direct burial)

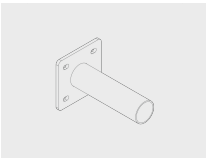
|  | Product code | Height                     | Diameter / Dimensions | Spigot / End diameter |
|---|--------------|----------------------------|-----------------------|-----------------------|
|   | PABK.D114    | 10', 13.1', 16.4'          | Ø4 1/2"               | Ø2 3/8", Ø3"          |
|   | PABK.D122    | 13.1', 16.4', 19.7', 23.0' | Ø5"                   | Ø2 3/8", Ø3"          |
|   | PABK.D148    | 19.7', 23.0', 26.2'        | Ø6"                   | Ø2 3/8", Ø3"          |
|   | PABK.D165    | 19.7', 23.0', 26.2', 29.5' | Ø6 1/2"               | Ø3 1/2", Ø3"          |
|   | PABK.D180    | 26.2', 29.5', 32.8'        | Ø7"                   | Ø3 1/2", Ø3"          |
|   | PABK.D200    | 32.8', 36.1', 39.4'        | Ø7 7/8"               | Ø3 1/2", Ø3"          |

Round cylindrical aluminum poles with base plate

|  | Product code | Height                     | Diameter / Dimensions | Spigot / End diameter |
|---|--------------|----------------------------|-----------------------|-----------------------|
|   | PAFC.D114    | 10', 13.1', 16.4'          | Ø4 1/2"               | Ø4 1/2"               |
|   | PAFC.D122    | 10', 13.1', 16.4', 19.7'   | Ø5"                   | Ø4 51/64"             |
|   | PAFC.D148    | 19.7', 23.0', 26.2'        | Ø6"                   | Ø5 7/8"               |
|   | PAFC.D165    | 19.7', 23.0', 26.2', 29.5' | Ø6 1/2"               | Ø6 1/2"               |

Accessories (To be ordered separately)

Mounting accessories



Wall mounting bracket

B6A.03.03.01001.0220

|              |  |      |  |      |  |          |  |
|--------------|--|------|--|------|--|----------|--|
| Project name |  |      |  | Type |  | Quantity |  |
| Date         |  | Note |  |      |  |          |  |

LL2023.861-US-T3-500-730-\_\_-\_\_-\_\_-\_\_-\_\_-\_\_

| Light distribution   | Rated input power   | Color temperature  | Control  | Product colors  |
|--|---|--|--|---|
| <div>[T3]<br/>Type III - 143x63°</div> <div>[P4]<br/>Pedestrian crosswalk distribution - 20x78°</div> <div>[T1]<br/>Type I - 111x48°</div> <div>[T2]<br/>Type II - 133x48°</div> <div>[T2]<br/>Type II - 149x54°</div> <div>[T4]<br/>Type IV - 117x64°</div> <div>[T5]<br/>Type V - 117°</div> | <div>[500]<br/>25 W</div> <div>[350]<br/>18 W</div> <div>[700]<br/>35 W</div> | <div>[730]<br/>3000 K CRI 70</div> <div>[830]<br/>3000 K CRI 80</div> <div>[740]<br/>4000 K CRI 70</div> | <div>[ONOFF]<br/>On/Off</div> <div>[0-10V]<br/>0-10V</div> | <div>[HM3]<br/>Anthracite gray</div> <div>[HM4]<br/>Light gray</div> <div>[CC]<br/>Custom color (Please specify RAL code)</div> |
| Extras   | Accessories ( <i>To be ordered separately</i> )                               |  |  |   |
| External surge protection  | Mounting accessories  |  |  |   |
| [SP10]<br>10 kV  | [B6A.03.03.01001.0220]<br>Wall mounting bracket                               |  |  |   |
| Connectivity   |   |  |  |   |
| [NM7]<br>7 Pin NEMA socket   |   |  |  |   |
| Luminaire body options   |   |  |  |   |
| [DPC]<br>Double powder coating   |   |  |  |   |