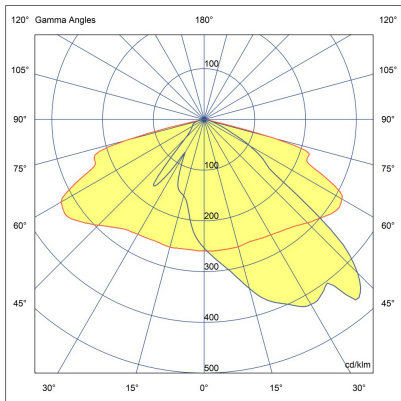


TILA S AFX 1 Module



LL2030.861-EN-T2-2-350-840-ONOFF



[T2]
Type II

Configuration

Light distribution	[T2] 149x54°
Delivered lumens flux	2010 lm
Rated input power	18 W
Color temperature	4000 K CRI 80
Luminaire efficacy	111 lm/W
Lamp	16 LED
Color Deviation	4 SDCM
BUG rating	B1-U0-G0
Lifetime L90 (hour)	>102,000
Lifetime L80 (hour)	>102,000

Options

Technical information

Mounting	Direct pole or side bracket mountable. Tenon: Ø2 1/4" x 4"
Housing	Corrosion resistant, marine grade aluminum housing
Finishing	Chromate conversion pretreatment followed by electrostatic powder coating
Fasteners	Stainless steel (AISI 304 / EN 1.4301 grade)
Gasket	Liquid silicone
Lens / Reflector	PMMA lens with high optical efficiency
Glass / Diffusor	Tempered safety glass
Impact protection	IK08
Ingress protection	IP66
Input voltage	220-240V 50/60Hz
Insulation class	Class I
Weight	19.42 kg (3 m), 22.66 kg (4 m)
LED module	High power LEDs on metal-core PCB
Driver	Internal LED driver
Driver surge protection	10/6 kV
Power factor	> 0.95
Through wiring	Single power cord entry
Operating temperature	-40...50°C
Power cord	20" of outdoor use rated flexible power cord
Packing box dimensions	40*35*7 cm
Pole detail	Poles are supplied with flange plate. Flange cover and anchorage can be ordered separately. Embedded base is optional
Notes	QUICK SHIP: Some variants will be delivered faster. Please consult the factory.

Poles (Included)








Product specific poles with base plate



Configuration code	Height	Diameter / Dimensions	Spigot / End diameter
PAFD.R02.T001.T00 2-H3	10'	4.7x3.1"	
PAFD.R02.T001.T00 2-H4	13.1'	4.7x3.1"	

Project name				Type		Quantity	
Date		Note					

LL2030.861-EN-T2-2-350-840-ONOFF-__-__-__-__

Light distribution	Rated input power	Color temperature	Control	Product colors
[T2] Type II - 149x54°	[350] 18 W	[840] 4000 K CRI 80	[ONOFF] On/Off	[HM1]  Black
[P4] Pedestrian crosswalk distribution - 20x78°	[500] 25 W	[827] 2700 K CRI 80		[HM2]  Dark gray
[T1] Type I - 111x48°	[700] 35 W	[830] 3000 K CRI 80		[HM3]  Anthracite gray
[T2] Type II - 133x48°		[740] 4000 K CRI 70		[HM4]  Light gray
[T3] Type III - 143x63°				[HM5]  White
[T4] Type IV - 117x64°				[HM6]  Bronze
[T5] Type V - 117°				[CC]  Custom color (Please specify RAL code)
Height	Extras			
[H3] 10'	Consult the factory			
[H4] 13.1'	[UNI] 120-277V 50/60Hz			
[HC]	Luminaire body options			
	[DPC] Double powder coating			