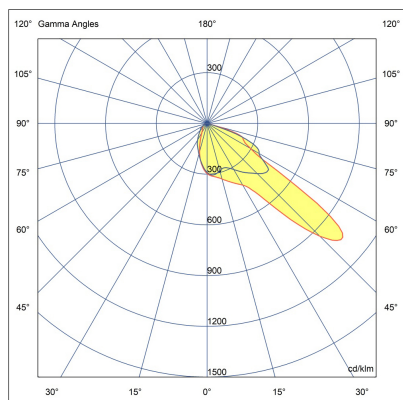
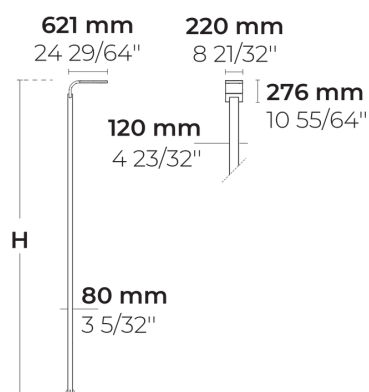


# TILA S AFX 1 Module



LL2030.861-EN-P4-350-830-ONOFF



[P4]

Pedestrian crosswalk  
distribution

## Configuration

|                       |               |
|-----------------------|---------------|
| Light distribution    | [P4] 20x78°   |
| Delivered lumens flux | 2055 lm       |
| Rated input power     | 18 W          |
| Color temperature     | 3000 K CRI 80 |
| Luminaire efficacy    | 114 lm/W      |
| Lamp                  | 16 LED        |
| Color Deviation       | 3 SDCM        |
| BUG rating            | B1-U0-G0      |
| Lifetime L90 (hour)   | >102,000      |
| Lifetime L80 (hour)   | >102,000      |

## Options

## Technical information

|                            |   |
|----------------------------|---|
| Mounting                   | Direct pole or side bracket mountable. Tenon:<br>Ø2 1/4" x 4"   |
| Housing                    | Corrosion resistant, marine grade aluminum<br>housing   |
| Finishing                  | Chromate conversion pretreatment followed by<br>electrostatic powder coating  |
| Fasteners                  | Stainless steel (AISI 304 / EN 1.4301 grade)  |
| Gasket                     | Liquid silicone   |
| Lens / Reflector           | PMMA lens with high optical efficiency  |
| Glass / Diffusor           | Tempered safety glass   |
| Impact protection          | IK08  |
| Ingress protection         | IP66  |
| Input voltage              | 220-240V 50/60Hz  |
| Insulation class           | Class I   |
| Weight                     | 19.42 kg (3 m), 22.66 kg (4 m)  |
| LED module                 | High power LEDs on metal-core PCB   |
| Driver                     | Internal LED driver   |
| Driver surge<br>protection | 10/6 kV   |
| Power factor               | > 0.95  |
| Through wiring             | Single power cord entry   |
| Operating<br>temperature   | -40...50°C  |
| Power cord                 | 20" of outdoor use rated flexible power cord  |
| Packing box<br>dimensions  | 40*35*7 cm  |
| Pole detail                | Poles are supplied with flange plate. Flange<br>cover and anchorage can be ordered separately.<br>Embedded base is optional |
| Notes                      | QUICK SHIP: Some variants will be delivered<br>faster. Please consult the factory.  |

# Poles (Included)








---

## Product specific poles with base plate



| Configuration code     | Height | Diameter / Dimensions | Spigot / End diameter |
|------------------------|--------|-----------------------|-----------------------|
| PAFD.R02.T001.T00 2-H3 | 10'    | 4.7x3.1"              |                       |
| PAFD.R02.T001.T00 2-H4 | 13.1'  | 4.7x3.1"              |                       |

|  |  |  |      |  |      |  |          |  |
|--|--|--|------|--|------|--|----------|--|
| Project name                               |  |  |      |  | Type |  | Quantity |  |
| Date                                       |  |  | Note |  |      |  |          |  |
| LL2030.861-EN-P4-350-830-ONOFF-__-__-__-__ |  |  |      |  |      |  |          |  |

| Light distribution  | Rated input power                     | Color temperature             | Control                  | Product colors  |   |
|---|---------------------------------------|-------------------------------|--------------------------|---|---|
| <b>[P4]</b><br>Pedestrian crosswalk distribution - 20x78°<br><br><b>[T1]</b><br>Type I - 111x48°<br><br><b>[T2]</b><br>Type II - 133x48°<br><br><b>[T2]</b><br>Type II - 149x54°<br><br><b>[T3]</b><br>Type III - 143x63°<br><br><b>[T4]</b><br>Type IV - 117x64°<br><br><b>[T5]</b><br>Type V - 117° | <b>[350]</b><br>18 W                  | <b>[830]</b><br>3000 K CRI 80 | <b>[ONOFF]</b><br>On/Off | <b>[HM1]</b><br>Black                                 |  |
|   | <b>[500]</b><br>25 W                  | <b>[827]</b><br>2700 K CRI 80 |                          | <b>[HM2]</b><br>Dark gray                             |  |
|   | <b>[700]</b><br>35 W                  | <b>[740]</b><br>4000 K CRI 70 |                          | <b>[HM3]</b><br>Anthracite gray                       |  |
|   |                                       | <b>[840]</b><br>4000 K CRI 80 |                          | <b>[HM4]</b><br>Light gray                            |  |
|   |                                       |                               |                          | <b>[HM5]</b><br>White                                 |  |
|   |                                       |                               |                          | <b>[HM6]</b><br>Bronze                                |  |
|   |                                       |                               |                          | <b>[CC]</b><br>Custom color (Please specify RAL code) |  |
| Height  | Extras                                |                               |                          |   |   |
| <b>[H3]</b><br>10'<br><br><b>[H4]</b><br>13.1'<br><br><b>[HC]</b>   | Consult the factory                   |                               |                          |   |   |
|   | <b>[UNI]</b><br>120-277V 50/60Hz      |                               |                          |   |   |
|   | Luminaire body options                |                               |                          |   |   |
|   | <b>[DPC]</b><br>Double powder coating |                               |                          |   |   |