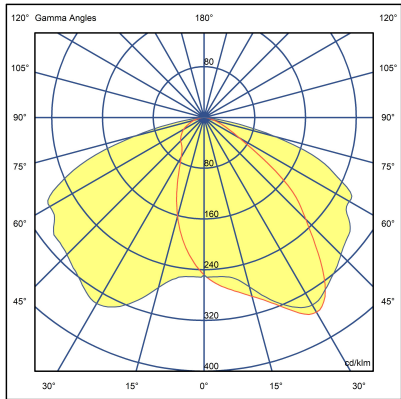


# PRIFMA W AFX 1 Module



LW2042.861-EN-T3-500-830



[T3]  
Type III

## Configuration

Light distribution	[T3] 143x63°
Delivered lumens flux	2695 lm
Rated input power	25 W
Color temperature	3000 K CRI 80
Luminaire efficacy	107 lm/W
Lamp	16 LED
Color Deviation	3 SDCM
BUG rating	B1-U0-G1
Lifetime L90 (hour)	>102,000
Lifetime L80 (hour)	>102,000








## Options

## Technical information

Mounting	Wall mountable
Housing	Corrosion resistant, marine grade aluminum housing
Finishing	Chromate conversion pretreatment followed by electrostatic powder coating
Fasteners	Stainless steel (AISI 304 / EN 1.4301 grade)
Gasket	Liquid silicone
Lens / Reflector	PMMA lens with high optical efficiency
Glass / Diffusor	Tempered safety glass
Impact protection	IK08
Ingress protection	IP66
Input voltage	220-240V 50/60Hz
Insulation class	Class I
Weight	4.30 kg
LED module	High power LEDs on metal-core PCB
Driver	Internal LED driver
Driver surge protection	6/4 kV
Power factor	> 0.96
Through wiring	Single power cord entry
Operating temperature	-40...50°C
Power cord	20" of outdoor use rated flexible power cord
Packing box dimensions	19*8*47 cm

Project name				Type		Quantity	
Date		Note					

**LW2042.861-EN-T3-500-830-\_\_-\_\_-\_\_-\_\_-\_\_**

Light distribution	Rated input power	Color temperature	Control	Product colors
<b>[T3]</b> Type III - 143x63°	<b>[500]</b> 25 W	<b>[830]</b> 3000 K CRI 80	<b>[ONOFF]</b> On/Off	<b>[HM1]</b>  Black
<b>[P4]</b> Pedestrian crosswalk distribution - 20x78°	<b>[350]</b> 18 W	<b>[827]</b> 2700 K CRI 80	<b>[DALI]</b> DALI	<b>[HM2]</b>  Dark gray
<b>[T1]</b> Type I - 111x48°	<b>[700]</b> 35 W	<b>[740]</b> 4000 K CRI 70		<b>[HM3]</b>  Anthracite gray
<b>[T2]</b> Type II - 133x48°		<b>[840]</b> 4000 K CRI 80		<b>[HM4]</b>  Light gray
<b>[T2]</b> Type II - 149x54°				<b>[HM5]</b>  White
<b>[T4]</b> Type IV - 117x64°				<b>[HM6]</b>  Bronze
<b>[T5]</b> Type V - 117°				<b>[CC]</b>  Custom color (Please specify RAL code)
<b>Extras</b>				
<b>Light output</b>				
<b>[BS]</b> Backlight Shield				
<b>[CLO]</b> Constant light output				
<b>Consult the factory</b>				
<b>[UNI]</b> 120-277V 50/60Hz				
<b>Luminaire body options</b>				
<b>[DPC]</b> Double powder coating				