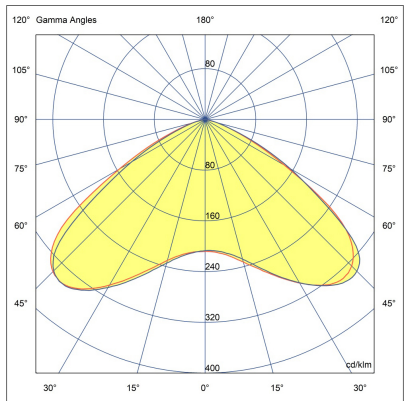
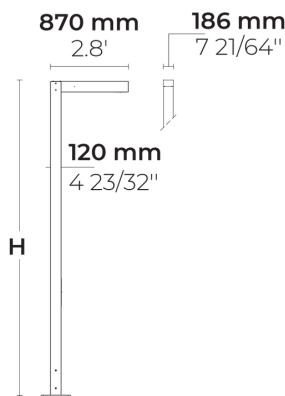



DOMINO AFX 1 Module



LP4034.861-EN-T5-350-740



[T5]
Type V

Configuration

| | |
|-----------------------|---------------|
| Light distribution | [T5] 117° |
| Delivered lumens flux | 2345 lm |
| Rated input power | 18 W |
| Color temperature | 4000 K CRI 70 |
| Luminaire efficacy | 130 lm/W |
| Lamp | 16 LED |
| Color Deviation | 4 SDCM |
| BUG rating | B1-U0-G0 |
| Lifetime L90 (hour) | >102,000 |
| Lifetime L80 (hour) | >102,000 |

Options

Technical information

| | |
|-------------------------|---|
| Mounting | Surface mountable |
| Housing | Corrosion resistant, marine grade aluminum housing |
| Finishing | Chromate conversion pretreatment followed by electrostatic powder coating |
| Fasteners | Stainless steel (AISI 304 / EN 1.4301 grade) |
| Gasket | Liquid silicone |
| Lens / Reflector | PMMA lens with high optical efficiency |
| Glass / Diffusor | Tempered safety glass |
| Impact protection | IK08 |
| Ingress protection | IP66 |
| Input voltage | 220-240V 50/60Hz |
| Insulation class | Class I |
| Weight | 42.31 kg (4 m), 47.41 kg (5 m), 52.51 kg (6 m) |
| LED module | High power LEDs on metal-core PCB |
| Driver | Internal LED driver |
| Driver surge protection | 10/6 kV |
| Power factor | > 0.95 |
| Through wiring | Single power cord entry |
| Operating temperature | -40...50°C |
| Power cord | 20" of outdoor use rated flexible power cord |
| Packing box dimensions | 20*16*77 cm |
| Pole detail | Poles are supplied with flange plate. Flange cover and anchorage can be ordered separately. Embedded base is optional |

Poles (Included)

Product specific poles with base plate



| Configuration code | Height | Diameter / Dimensions | Spigot / End diameter |
|--------------------|--------|--------------------------|--------------------------|
| PAFD.R01.T003-H4 | 13.1' | 7.1x4.7" | |
| PAFD.R01.T003-H5 | 16.4' | 7.1x4.7" | |
| PAFD.R01.T003-H6 | 19.7' | 7.1x4.7" | |

| | | | | | | | | |
|--------------|--|--|------|--|------|--|----------|--|
| Project name | | | | | Type | | Quantity | |
| Date | | | Note | | | | | |

LP4034.861-EN-T5-350-740- _ _ - _ - _ - _

| Light distribution | Rated input power | Color temperature | Control | Product colors |
|--|--|-------------------------------|--------------------------|--|
| [T5] Type V - 117° | [350] 18 W | [740] 4000 K CRI 70 | [ONOFF] On/Off | [HM1] Black |
| [P4] Pedestrian crosswalk distribution - 20x78° | [500] 25 W | [827] 2700 K CRI 80 | [DALI] DALI | [HM2] Dark gray |
| [T1] Type I - 111x48° | [700] 35 W | [830] 3000 K CRI 80 | [AUTO] AutoDIM | [HM3] Anthracite gray |
| [T2] Type II - 133x48° | | [840] 4000 K CRI 80 | [STEP] StepDIM | [HM4] Light gray |
| [T2] Type II - 149x54° | | | | [HM5] White |
| [T3] Type III - 143x63° | | | | [HM6] Bronze |
| [T4] Type IV - 117x64° | | | | [CC] Custom color (Please specify RAL code) |
| Height | Extras | | | |
| [H4] 13.1' | Light output | | | |
| [H5] 16.4' | [BS] Backlight Shield | | | |
| [H6] 19.7' | [CLO] Constant light output | | | |
| [HC] | Consult the factory | | | |
| | [UNI] 120-277V 50/60Hz | | | |
| | Luminaire body options | | | |
| | [DPC] Double powder coating | | | |