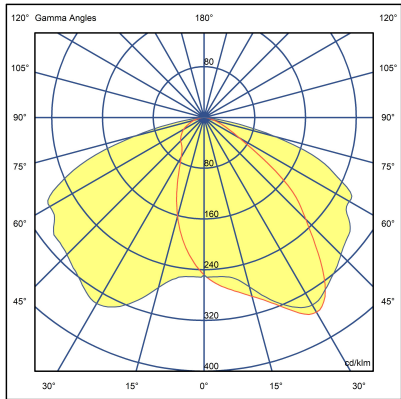


# DOMINO W AFX 1 Module



LW7031.861-EN-T3-500-840



[T3]  
Type III

## Configuration








Light distribution	[T3] 143x63°
Delivered lumens flux	2695 lm
Rated input power	25 W
Color temperature	4000 K CRI 80
Luminaire efficacy	107 lm/W
Lamp	16 LED
Color Deviation	4 SDCM
BUG rating	B1-U0-G1
Lifetime L90 (hour)	>102,000
Lifetime L80 (hour)	>102,000

## Options

## Technical information

Mounting	Surface or wall mountable
Housing	Corrosion resistant, marine grade aluminum housing
Finishing	Chromate conversion pretreatment followed by electrostatic powder coating
Fasteners	Stainless steel (AISI 304 / EN 1.4301 grade)
Gasket	Liquid silicone
Lens / Reflector	PMMA lens with high optical efficiency
Glass / Diffusor	Tempered safety glass
Impact protection	IK08
Ingress protection	IP66
Input voltage	220-240V 50/60Hz
Insulation class	Class I
Weight	5.0 kg
LED module	High power LEDs on metal-core PCB
Driver	Internal LED driver
Driver surge protection	10/6 kV
Power factor	> 0.95
Through wiring	Single power cord entry
Operating temperature	-40...50°C
Power cord	8" of flexible power cord
Packing box dimensions	20*16*77 cm

Project name				Type		Quantity	
Date		Note					
LW7031.861-EN-T3-500-840-__-__-__-__-__-__							

Light distribution	Rated input power	Color temperature	Control	Product colors
<b>[T3]</b> Type III - 143x63°	<b>[500]</b> 25 W	<b>[840]</b> 4000 K CRI 80	<b>[ONOFF]</b> On/Off	<b>[HM1]</b> Black 
<b>[P4]</b> Pedestrian crosswalk distribution - 20x78°	<b>[350]</b> 18 W	<b>[827]</b> 2700 K CRI 80	<b>[DALI]</b> DALI	<b>[HM2]</b> Dark gray 
<b>[T1]</b> Type I - 111x48°	<b>[700]</b> 35 W	<b>[830]</b> 3000 K CRI 80	<b>[AUTO]</b> AutoDIM	<b>[HM3]</b> Anthracite gray 
<b>[T2]</b> Type II - 133x48°		<b>[740]</b> 4000 K CRI 70	<b>[STEP]</b> StepDIM	<b>[HM4]</b> Light gray 
<b>[T2]</b> Type II - 149x54°				<b>[HM5]</b> White 
<b>[T4]</b> Type IV - 117x64°				<b>[HM6]</b> Bronze 
<b>[T5]</b> Type V - 117°				<b>[CC]</b>  Custom color (Please specify RAL code)
<b>Extras</b>				
<b>Light output</b>				
<b>[BS]</b> Backlight Shield				
<b>Consult the factory</b>				
<b>[UNI]</b> 120-277V 50/60Hz				
<b>Luminaire body options</b>				
<b>[DPC]</b> Double powder coating				