
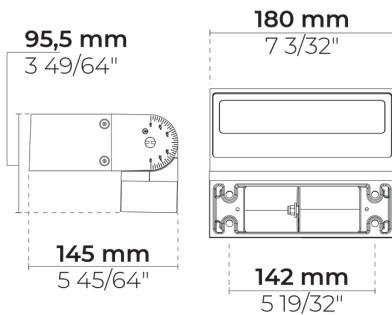


DOGO Ex Forward

LW7035.575-EN

CE UK CA IK08 IP65 



[SLFW]
Special linear,
Forward throw -
111x53°

Variants

Light distribution	[SLFW] 111x53°
Delivered lumens flux	805 - 2256 lm
Rated input power	10 - 20 W
Colour temperature	2200 K CRI 80, 2700 K CRI 80, 3000 K CRI 80, 4000 K CRI 70, 4000 K CRI 80
BUG rating	B1-U0-G1, B0-U0-G0
Lifetime L90B50 (hour)	>42, 000
Lifetime L80B50 (hour)	>42, 000

Options

Control	On/Off, DALI
Product colours	

Extras

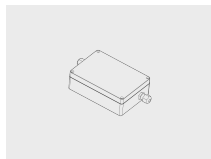
Consult the factory	Emergency kit, Motion sensor
Luminaire body options	Double powder coating

Technical information

Mounting	Surface or wall mountable with angle setting mechanism
Tilt angle	+135°/0°
Housing	Corrosion resistant, die-cast, marine grade aluminum housing
Finishing	Chromate conversion pretreatment followed by electrostatic powder coating
Fasteners	Stainless steel (AISI 304 / EN 1.4301 grade)
Gasket	Silicone
Lens / Reflector	High reflectance aluminium coating, multifaceted micro reflector
Glass / Diffusor	Tempered safety glass
Impact protection	IK08
Ingress protection	IP65
Input voltage	220-240V 50/60Hz
Insulation class	Class I
Weight	5.1 kg
LED module	High power LEDs on metal-core PCB
Driver	Internal LED driver
Driver surge protection	1/1 kV
Power factor	> 0.90
Through wiring	Single cable entry
Operating temperature	-40...50°C
Cable	0.2 m of flexible cable
Notes	QUICK SHIP: Some variants will be delivered faster. Please consult the factory.

Accessories (To be ordered separately)

Mounting accessories










**DALI driver within
an IP67 box for
DOGO**

007502840

Project name		Type		Quantity	
Date		Note			

LW7035.575-EN-__-__-__-__-EN-C1-__-__-__

Light distribution	Rated input power	Colour temperature	Control	Product colours
[SLFW] Special linear, Forward throw - 111x53°	[350] 10 W	[822] 2200 K CRI 80	[ONOFF] On/Off	[HM1]  Black
	[700] 20 W	[827] 2700 K CRI 80	[DALI] DALI	[HM2]  Dark grey
		[830] 3000 K CRI 80		[HM3]  Anthracite grey
		[740] 4000 K CRI 70		[HM4]  Light grey
		[840] 4000 K CRI 80		[HM5]  White
				[HM6]  Bronze
				[CC]  Custom colour (Please specify RAL code)
Extras	Accessories (To be ordered separately)			
Consult the factory	Mounting accessories			
[EK] Emergency kit	[007502840] DALI driver within an IP67 box for DOGO			
[MS] Motion sensor				
Luminaire body options				
[DPC] Double powder coating				

Variant code	Light distribution	Delivered lumens flux	Rated input power	Colour temperature	Control
LW7035.575-EN-SLFW-350-740	[SLFW] Special linear, Forward throw - 111x53°	1128 lm	10 W	4000 K CRI 70	On/Off
LW7035.575-EN-SLFW-350-822	[SLFW] Special linear, Forward throw - 111x53°	805 lm	10 W	2200 K CRI 80	On/Off
LW7035.575-EN-SLFW-350-827	[SLFW] Special linear, Forward throw - 111x53°	963 lm	10 W	2700 K CRI 80	On/Off
LW7035.575-EN-SLFW-350-830	[SLFW] Special linear, Forward throw - 111x53°	993 lm	10 W	3000 K CRI 80	On/Off
LW7035.575-EN-SLFW-350-840	[SLFW] Special linear, Forward throw - 111x53°	1068 lm	10 W	4000 K CRI 80	On/Off
LW7035.575-EN-SLFW-700-740	[SLFW] Special linear, Forward throw - 111x53°	2256 lm	20 W	4000 K CRI 70	On/Off
LW7035.575-EN-SLFW-700-822	[SLFW] Special linear, Forward throw - 111x53°	1549 lm	20 W	2200 K CRI 80	On/Off
LW7035.575-EN-SLFW-700-827	[SLFW] Special linear, Forward throw - 111x53°	1925 lm	20 W	2700 K CRI 80	On/Off
LW7035.575-EN-SLFW-700-830	[SLFW] Special linear, Forward throw - 111x53°	1985 lm	20 W	3000 K CRI 80	On/Off
LW7035.575-EN-SLFW-700-840	[SLFW] Special linear, Forward throw - 111x53°	2136 lm	20 W	4000 K CRI 80	On/Off