
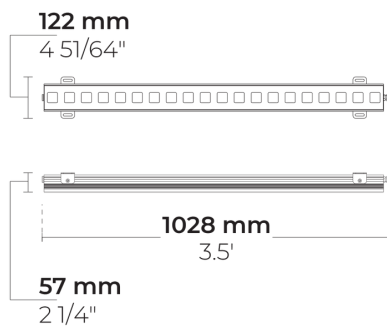


AQSA 3.3'

LW7034.559-US



Configurations

Light distribution	[EL] 147x106°, [EL-2] 41x13°, [N] 20°, [MN] 35°, [M] 65°
Delivered lumens flux	2157 - 6068 lm
Rated input power	22 - 44 W
Color temperature	2700 K CRI 80, 3000 K CRI 80, 4000 K CRI 70, 4000 K CRI 80
Lifetime L90 (hour)	>102, 000
Lifetime L80 (hour)	>102, 000

Options

Control	On/Off, 0-10V
Product colors	

Extras








Mounting options	Angle setting bracket, Long bracket
-------------------------	-------------------------------------

Technical information

Mounting	Yoke mount
Housing	Corrosion resistant, extruded, marine grade aluminum housing
Finishing	Chromate conversion pretreatment followed by electrostatic powder coating
Fasteners	Stainless steel (AISI 304 / EN 1.4301 grade)
Gasket	Liquid silicone
Lens / Reflector	PMMA lens with high optical efficiency
Glass / Diffuser	Tempered safety glass
Impact protection	IK08
Ingress protection	IP65
Input voltage	120-277V 50/60Hz
Insulation class	Class I
Weight	11 lbs
Driver	External LED driver
Driver surge protection	10/6 kV
Power factor	> 0.95
Through wiring	Single power cord entry
Operating temperature	-40...50°C
Power cord	20' of outdoor use rated flexible power cord

Project name		Type		Quantity	
Date		Note			

LW7034.559-US- _ _ _ _ _

Light distribution	Rated input power	Color temperature	Control	Product colors
[EL] Elliptical - 147x106°	[350] 22 W	[827] 2700 K CRI 80	[ONOFF] On/Off	[HM1]  Black
[EL-2] Elliptical - 41x13°	[700] 44 W	[830] 3000 K CRI 80	[0-10V] 0-10V	[HM2]  Dark gray
[N] Narrow - NEMA Type 2 - 20°		[740] 4000 K CRI 70		[HM3]  Anthracite gray
[MN] Medium narrow - NEMA Type 3 - 35°		[840] 4000 K CRI 80		[HM4]  Light gray
[M] Medium - NEMA Type 4 - 65°				[HM5]  White
				[HM6]  Bronze
				[CC]  Custom color (Please specify RAL code)
Extras				
Mounting options				
[ASB] Angle setting bracket				
[LB] Long bracket				

Configuration code	Light distribution	Delivered lumens flux	Rated input power	Color temperature	Control
LW7034.559-US-N-350-740	[N] Narrow - NEMA Type 2 - 20°	2653 lm	22 W	4000 K CRI 70	On/Off, 0-10V
LW7034.559-US-N-350-827	[N] Narrow - NEMA Type 2 - 20°	2323 lm	22 W	2700 K CRI 80	On/Off, 0-10V
LW7034.559-US-N-350-830	[N] Narrow - NEMA Type 2 - 20°	2323 lm	22 W	3000 K CRI 80	On/Off, 0-10V
LW7034.559-US-N-350-840	[N] Narrow - NEMA Type 2 - 20°	2323 lm	22 W	4000 K CRI 80	On/Off, 0-10V
LW7034.559-US-N-700-740	[N] Narrow - NEMA Type 2 - 20°	5187 lm	44 W	4000 K CRI 70	On/Off, 0-10V
LW7034.559-US-N-700-827	[N] Narrow - NEMA Type 2 - 20°	4298 lm	44 W	2700 K CRI 80	On/Off, 0-10V
LW7034.559-US-N-700-830	[N] Narrow - NEMA Type 2 - 20°	4298 lm	44 W	3000 K CRI 80	On/Off, 0-10V
LW7034.559-US-N-700-840	[N] Narrow - NEMA Type 2 - 20°	4298 lm	44 W	4000 K CRI 80	On/Off, 0-10V
LW7034.559-US-MN-350-740	[MN] Medium narrow - NEMA Type 3 - 35°	2463 lm	22 W	4000 K CRI 70	On/Off, 0-10V
LW7034.559-US-MN-350-827	[MN] Medium narrow - NEMA Type 3 - 35°	2157 lm	22 W	2700 K CRI 80	On/Off, 0-10V
LW7034.559-US-MN-350-830	[MN] Medium narrow - NEMA Type 3 - 35°	2157 lm	22 W	3000 K CRI 80	On/Off, 0-10V
LW7034.559-US-MN-350-840	[MN] Medium narrow - NEMA Type 3 - 35°	2157 lm	22 W	4000 K CRI 80	On/Off, 0-10V
LW7034.559-US-MN-700-740	[MN] Medium narrow - NEMA Type 3 - 35°	4733 lm	44 W	4000 K CRI 70	On/Off, 0-10V
LW7034.559-US-MN-700-827	[MN] Medium narrow - NEMA Type 3 - 35°	3990 lm	44 W	2700 K CRI 80	On/Off, 0-10V
LW7034.559-US-MN-700-830	[MN] Medium narrow - NEMA Type 3 - 35°	3990 lm	44 W	3000 K CRI 80	On/Off, 0-10V
LW7034.559-US-MN-700-840	[MN] Medium narrow - NEMA Type 3 - 35°	3990 lm	44 W	4000 K CRI 80	On/Off, 0-10V
LW7034.559-US-M-350-740	[M] Medium - NEMA Type 4 - 65°	2674 lm	22 W	4000 K CRI 70	On/Off, 0-10V
LW7034.559-US-M-350-827	[M] Medium - NEMA Type 4 - 65°	2342 lm	22 W	2700 K CRI 80	On/Off, 0-10V
LW7034.559-US-M-350-830	[M] Medium - NEMA Type 4 - 65°	2342 lm	22 W	3000 K CRI 80	On/Off, 0-10V
LW7034.559-US-M-350-840	[M] Medium - NEMA Type 4 - 65°	2342 lm	22 W	4000 K CRI 80	On/Off, 0-10V
LW7034.559-US-M-700-740	[M] Medium - NEMA Type 4 - 65°	5139 lm	44 W	4000 K CRI 70	On/Off, 0-10V
LW7034.559-US-M-700-827	[M] Medium - NEMA Type 4 - 65°	4333 lm	44 W	2700 K CRI 80	On/Off, 0-10V
LW7034.559-US-M-700-830	[M] Medium - NEMA Type 4 - 65°	4333 lm	44 W	3000 K CRI 80	On/Off, 0-10V
LW7034.559-US-M-700-840	[M] Medium - NEMA Type 4 - 65°	4333 lm	44 W	4000 K CRI 80	On/Off, 0-10V
LW7034.559-US-EL2-350-740	[EL] Elliptical - 147x106°	3158 lm	22 W	4000 K CRI 70	On/Off, 0-10V
LW7034.559-US-EL2-350-827	[EL] Elliptical - 147x106°	2765 lm	22 W	2700 K CRI 80	On/Off, 0-10V
LW7034.559-US-EL2-350-830	[EL] Elliptical - 147x106°	2765 lm	22 W	3000 K CRI 80	On/Off, 0-10V
LW7034.559-US-EL2-350-840	[EL] Elliptical - 147x106°	2765 lm	22 W	4000 K CRI 80	On/Off, 0-10V
LW7034.559-US-EL2-700-740	[EL] Elliptical - 147x106°	6068 lm	44 W	4000 K CRI 70	On/Off, 0-10V
LW7034.559-US-EL2-700-827	[EL] Elliptical - 147x106°	5116 lm	44 W	2700 K CRI 80	On/Off, 0-10V
LW7034.559-US-EL2-700-830	[EL] Elliptical - 147x106°	5116 lm	44 W	3000 K CRI 80	On/Off, 0-10V
LW7034.559-US-EL2-700-840	[EL] Elliptical - 147x106°	5116 lm	44 W	4000 K CRI 80	On/Off, 0-10V
LW7034.559-US-EL-350-740	[EL] Elliptical - 41x13°	2613 lm	22 W	4000 K CRI 70	On/Off, 0-10V
LW7034.559-US-EL-350-827	[EL] Elliptical - 41x13°	2289 lm	22 W	2700 K CRI 80	On/Off, 0-10V
LW7034.559-US-EL-350-830	[EL] Elliptical - 41x13°	2289 lm	22 W	3000 K CRI 80	On/Off, 0-10V
LW7034.559-US-EL-350-840	[EL] Elliptical - 41x13°	2289 lm	22 W	4000 K CRI 80	On/Off, 0-10V
LW7034.559-US-EL-700-740	[EL] Elliptical - 41x13°	5022 lm	44 W	4000 K CRI 70	On/Off, 0-10V
LW7034.559-US-EL-700-827	[EL] Elliptical - 41x13°	4234 lm	44 W	2700 K CRI 80	On/Off, 0-10V
LW7034.559-US-EL-700-830	[EL] Elliptical - 41x13°	4234 lm	44 W	3000 K CRI 80	On/Off, 0-10V
LW7034.559-US-EL-700-840	[EL] Elliptical - 41x13°	4234 lm	44 W	4000 K CRI 80	On/Off, 0-10V